



MASTERS INTERNATIONAL
SHORT TRACK GAMES

Protocol

Sheffield 6th & 7th April 2017





Masters International Short Track Games

Sheffield

6th & 7th April 2017



Contents

Conditions Of Contest

List of Officials

List of Competitors

Programme for the 2 days

Ladies

Competitors
Qualifying Schedule
Results, Classifications, Medal Reports

Men 1

Competitors
Qualifying Schedule
Results, Classifications, Medal Reports

Men 2

Competitors
Qualifying Schedule
Results, Classifications, Medal Reports

Men 3

Competitors
Qualifying Schedule
Results, Classifications, Medal Reports

Men 4

Competitors
Qualifying Schedule
Results, Classifications, Medal Reports

Men 5

Competitors
Qualifying Schedule
Results, Classifications, Medal Reports

International Relays

Competitors
Qualifying Schedule
Results, Classifications, Medal Reports

Team Relays

Competitors
Qualifying Schedule
Results, Classifications, Medal Reports



Masters International Short Track Games

Sheffield

6th & 7th April 2017



Racing Format - Individual

In order to make up groups which have similar numbers of skaters we have had to combine some age categories. The age categories will race together throughout, but medals will be awarded to each individual age group.

The racing format is all finals system, and points will be awarded for the finals and superfinals, medals will be awarded to the skaters with the highest points after all rounds, who have participated in each distance. The final classifications will be made according to ISU Rule 295 (9). The medals will be awarded to the 1st, 2nd, and 3rd placed skater in each age group. Presentations will be made at the closing banquet.

Ladies Competition

For the ladies competition all ladies skate together in the same group. The ladies competition will be over 3 distances and a Superfinal, there are 21 ladies in the group.

The distances will be 1000m, 500m, 777m and a 1000m Superfinal A, and 777m Superfinal B & C.

1000m

3 x heats (3 x 7) qualifying for 3 x finals

500m

4 x heats (3 x 5 & 1 x 6), 4 x semi finals, 4 finals

777m

4 x heats (3 x 5 & 1 x 6), 4 x semi finals, 4 finals

Superfinal

Top 7 point scorers (and ties) to Superfinal A skate 1000m, next 7 point scorers (and ties) to Superfinal B skate 777m, remainder to Superfinal C skate 777m.



Masters International Short Track Games

Sheffield

6th & 7th April 2017



Mens Competition

Men 1

Age groups **M30 & M35** race together – 14 skaters, races over 1500m, 500, 1000m and a 1500m Superfinal A and 1000m Superfinal B

1500m heats and final

500m heats, semi finals and final

1000m heats, semi final and final

Top 7 point scorers (and ties) after 3 distances go to Superfinal A 1500m, remainder to Superfinal B 1000m

Men 2

M40 – 15 skaters, races over 1500m, 500, 1000m and a 1500m Superfinal A and 1000m Superfinal B

1500m heats and final

500m heats, semi finals and final

1000m heats, semi final and final

Top 7 point scorers (and ties) after 3 distances to Superfinal A 1500m, remainder to Superfinal B 1000m

Men 3

M45 – 12 skaters, races over 1500m, 500m, 1000m & 777m and 1500m Superfinal A and 1000m Superfinal B

All distances will have 2 rounds, heats and finals. The top 6 point scorers (and ties) after 4 distances will go to Superfinal A, the remainder to Superfinal B 11 skaters in the group.

Men 4

Age groups **M50 & M55** race together – 13 skaters, races over 1000m, 500m, 666m & 777m and 1000m Superfinal A and 777m Superfinal B

All distances will have 2 rounds, heats and finals. The top 6 point scorers (and ties) after 4 distances will go to Superfinal A, the remainder to Superfinal B.

Men 5

Age Groups **M60, M65, M70 & M80** will race together, 14 skaters, races over 1000m, 500, 777m and a 1000m Superfinal A and 777m Superfinal B

1000m heats and final

500m heats, semi finals and final

777m heats, semi final and final

Top 7 point scorers (and ties) after 3 distances go to Superfinal A 1000m, remainder to Superfinal B 777m



Masters International Short Track Games

Sheffield

6th & 7th April 2017



International & Team Relay Competitions

We are hoping the International Relay will become part of the International Masters Games. Outside of the main competition we are also running a “fun” team relay so everyone can enter, and can choose to race with friends from around the world.

Racing Format – Relays

International Relay

This is open to any skaters who wish to participate

All skaters in each team must come from the same country (as designated on their entry form), we invite entries made up from the categories M30 to M55.

Mens International Relay : 2 x 3000m heats, 1 x 3000m final

Ladies International Relay : 1 x 3000m final

Medals will be presented for the winners of each final, on the ice at the end of the respective final.

Team Relay

This is open to any skaters who wish to participate

We invite you to enter teams for the following categories, ladies, men M30 to M55, men M60 and over,

Ladies Team Relay : 1 x 3000m final

Men Team Relay M60 and over : 1 x 3000m final

Men Team Relay M30 TO M55 : 3 x heats 3000m, 1 x 3000m final

Medals will be presented for the winners of each final, on the ice at the end of the respective final.



Masters International Short Track Games

Sheffield

6th & 7th April 2017



Officials

Org.Comm.	
Event Director	Keith WRIGHT
Operations Manager	Gideon VELDSMAN
Racing Manager	Andi THORNTON
Ice Manager	Eddie HEDLEY
Chief Official	
Chief Referee (Men)	Brett THROSSELL
Chief Referee (Ladies)	Ciska DE BOLLE
Referee	Simon ROBERTSON
Starter	Laura McCORMACK
Competitors Steward	Andi THORNTON
Competitors Steward	Clinton CAST
Competitors Steward	Dawn McCORMACK
Official	
Electronic Timing	Martin HOLTOM
Electronic Timing	Mina MACHIN
Chief Manual Timekeeper	Tina NOBLE
Timekeeper/linejudge	Jean IVESON
Timekeeper/linejudge	Carol GALLON
Timekeeper/linejudge	Vicky DEL CAMPO
Timekeeper/linejudge	Lacey GREWAL
Timekeeper/Recorder	Dawn BINNS
Lap Scorer	David ROSS-WADDELL
Lap Scroer	Tony GALLON
Heat Box	Laura URQUHART
Heat Box	Jessica URQUHART
Volunteer	
Operations Assistant	Adele VELDSMAN
Operations Assistant	Fred WALKER
Operations Assistant	Paul WILLS
Announcer	Piet BROEKHUIZEN
Information Distribution	Neve ANWAR-WRIGHT
Information Distribution	Olivia WEEDON
Information Distribution	Hollie ROBERTSON
Ice Maintenance	Eddie HEDLEY
Ice Maintenance	Gez SEWELL
Block Steward	Solomon PREMPEH
Block Steward	Sophie ROBERTSON
Block Steward	Kyle ROSS-WADELL
Block Steward	Jack CRAWFORD
Block Steward	Natalie CRAWFORD
Block Steward	Isaac HURLEY



Masters International Short Track Games

Sheffield

6th & 7th April 2017



List of Competitors

101	LYNCH (L60)	Marianne	AUS	AUS	STAUS22309195301
102	REECE (L50)	Marianne	AUS	AUS	STAUS22007196501
103	THROSSELL (L55)	Alison	OSF	AUS	STAUS20501196002
105	ANNECOU (L40)	Carine	CAN	CAN	STCAN20604197601
106	CURRIE (L35)	Tammy	CAN	CAN	STCAN21809197901
107	REID (L40)	Kim	CAN	CAN	STCAN20402197301
108	BÉDARD (L50)	Anika	CAN	CAN	STCAN23012196501
109	VARETTA (L30)	Katia	FRA	FRA	STFRA21905198301
110	CLARK (L40)	Zoe	ALD	GBR	STGBR21705197301
111	DAVID (L50)	Sharon	GBR	GBR	STGBR22305196301
112	GRAY-BUFFEY (L35)	Shannon	GBR	GBR	STGBR21509197801
113	HARRISON (L30)	Fiona	GBR	GBR	STGBR23011198101
114	KIRKBY (L30)	Helen	MIRC	GBR	STGBR21105198601
115	LOGAN (L40)	Lorraine	FVISC	GBR	STGBR20206197302
116	UPTON (L50)	Clare	ALD	GBR	STGBR21009196501
117	LUDWIG-NEMETH (L55)	Iris	MERC	GER	STGER22105195902
118	PAWASSERAT (L50)	Gundi	MERC	GER	STGER20512196301
120	NERDAHL (L35)	Tove Julianne	NOR	NOR	STNOR22207197801
121	THORLAND (L40)	Ingunn	NOR	NOR	STNOR22006197601
122	SUKIENNIK (L45)	Malgorzata	POL	POL	STPOL21507197001
123	LENZLINGER (L40)	Angelika	EGS	SUI	STSUI20607197401
201	ANDERSON (M40)	Frank	WFIRC	AUS	STAUS11101197201
202	DAVIDS (M35)	Timothy	RSTC	AUS	STAUS10601198101
203	FEARNSIDE (M70)	Keith	AUS	AUS	STAUS11405194601
204	LABICHE (M50)	Herbie	AUS	AUS	STAUS12002196501
205	LYNCH (M65)	Jim	AUS	AUS	STAUS11603194801
206	SPRAGG (M60)	Harry	AUS	AUS	STAUS11212195401
207	WALLACE (M35)	Simon	AUS	AUS	STAUS12009197901
208	YEOW (M30)	Daniel	OSF	AUS	STAUS10512198101
209	BEAUDRY (M45)	Martin	CAN	CAN	STCAN12510196901
210	BINNS (M40)	Rob	CAN	CAN	STCAN11505197301
211	BOYD (M55)	Cameron	CAN	CAN	STCAN12011195901
212	FITZPATRICK (M30)	Keven	CAN	CAN	STCAN12011198201
213	GARNEAU (M70)	Yves	CAN	CAN	STCAN13105194301
214	LAROUCHE (M45)	Alexandre	CAN	CAN	STCAN12111197001
215	ROOP (M35)	Mark	CAN	CAN	STCAN11704197901
216	TRAVERSY (M40)	Yan	CAN	CAN	STCAN11004197501
217	ARMSTRONG (M35)	Peter	ALD	GBR	STGBR12309197701
218	BROJAKA (M30)	Phil	NIRC	GBR	STGBR10705198501
219	BROWN (M35)	Adam	NIRC	GBR	STGBR10506197901
220	CARR (M40)	Peter	ALD	GBR	STGBR13003197201
221	CARTER (M40)	Anton	ALD	GBR	STGBR12702197502
222	CARTER (M65)	Peter	ALD	GBR	STGBR10203194901
223	CAVIN (M40)	Ian	DSSC	GBR	STGBR10205197202
224	CHEETHAM (M50)	Simon	NIRC	GBR	STGBR10907196401
225	CONNAGHTON (M50)	Paul	ALD	GBR	STGBR12311196401
226	DOBBIE (M45)	Alan	FALK	GBR	STGBR10709196601
227	ELLIOTT (M40)	Greg	SHF	GBR	STGBR10507197501
228	GREWAL (M60)	Peter	ALD	GBR	STGBR11111195501
229	HILL SNR. (M45)	Adam	MIRC	GBR	STGBR12807196901



Masters International Short Track Games

Sheffield

6th & 7th April 2017



List of Competitors

230	HUMBER (M45)	Steve	MIRC	GBR	STGBR11312196601
231	LEIGHS (M55)	Gary	ALD	GBR	STGBR11402196102
232	LOGAN (M45)	Brian	FVISC	GBR	STGBR12712196802
233	LOGAN (M40)	Stewart	FVISC	GBR	STGBR11501197202
234	MAYNARD (M45)	Michael	ALD	GBR	STGBR11104196801
235	MARTHUR (M65)	William	FVISC	GBR	STGBR13103195102
236	MCKENZIE (M40)	Mark	MIRC	GBR	STGBR10206197301
237	MITCHELL (M40)	Robert	MIRC	GBR	STGBR10906197202
238	MURRAY (M40)	Chris	NIRC	GBR	STGBR11712197501
239	O'DEA (M70)	Mick	SHF	GBR	STGBR12509194501
240	ROWE (M35)	Matt	ALD	GBR	STGBR11905197701
241	SOMMA (M40)	David	GBR	GBR	STGBR10701197601
242	WINSTANLEY (M55)	Nigel	SHF	GBR	STGBR10607195801
243	WOOD (M65)	David	GBR	GBR	STGBR11012195001
244	WRIGHT (M35)	Frazer	SHF	GBR	STGBR11209197701
245	WRIGHT (M55)	Keith	SHF	GBR	STGBR11001196101
246	BUSHELL (M45)	Guy	GBR	GBR	STGBR11003196801
247	FUSS (M60)	Otto	MERC	GER	STGER10509195301
248	MCCONNELL (M30)	Sean	MERC	GER	STGER11808198401
249	CASSINELLI (M30)	Fabio	VGT	ITA	STITA12609198501
250	RIGON (M60)	Flavio	VGT	ITA	STITA11709195301
251	PERETTI (M50)	Enrico	VGT	ITA	STITA10409196101
252	BOS (M35)	Henk	TRL	NED	STNED12103198001
253	VAN DEN BOSCH (M60)	Jacob	SVU	NED	STNED12906195601
254	EGBERTS (M35)	Michael	STG	NED	STNED11707197901
255	NEVEN (M45)	Ard	IJA	NED	STNED10407197001
256	VAN DEN OUTENAAR (M45)	Ardon	SVU	NED	STNED10409196701
257	WIT (M55)	Wim de	IJA	NED	STNED11701196001
258	FJELNSETH (M45)	Bjørn	NOR	NOR	STNOR12709196701
259	FOLDVIK (M80)	Arne Kjell	NOR	NOR	STNOR11712193701
260	MIDJO (M40)	Frode	NOR	NOR	STNOR11202197402
261	ØRITSLAND (M55)	Lars	NOR	NOR	STNOR11603196101
262	RØSTE (M40)	Thomas	NOR	NOR	STNOR13012197401
263	HOWIE (M55)	Ken	MAIN	NZL	STNZL10106195702
264	VEZI (M40)	Victor	RSA	RSA	STRSA12203197301
265	BASLER (M60)	Hanspeter	EGS	SUI	STSUI12811195401
266	INHELDER (M50)	Erich	EGS	SUI	STSUI11303196501
267	PELSUE (50)	Stephen	USA	USA	STUSA11005196601



Masters International Short Track Games

Sheffield

6th & 7th April 2017



Official Programme

April 6, 2017

09:15			<i>Warming up</i>	
			<i>Warming up</i>	
			<i>Warming up</i>	
			<i>Warming up</i>	
09:39			<i>Ice Res (Track)</i>	
09:54	Ladies	1000 metres	Heats	1 - 3
	Men 4	1000 metres	Heats	4 - 5
	Men 5	1000 metres	Heats	6 - 7
	Men 1	1500 metres	Heats	8 - 9
	Men 2	1500 metres	Heats	10 - 11
	Men 3	1500 metres	Heats	12 - 13
			<i>Ice Res (Track)</i>	
10:57	Ladies	1000 metres	Final	14 - 16
	Men 4	1000 metres	Final	17 - 18
	Men 5	1000 metres	Final	19 - 20
	Men 1	1500 metres	Final	21 - 22
	Men 2	1500 metres	Final	23 - 24
	Men 3	1500 metres	Final	25 - 26
			<i>Ice Res (Full)</i>	
12:11	International Relay Men	3000 m Relay	Heats	27 - 28
			<i>Ice Res (Track)</i>	
12:35	Ladies	500 metres	Heats	29 - 32
	Men 1	500 metres	Heats	33 - 35
	Men 2	500 metres	Heats	36 - 38
	Men 3	500 metres	Heats	39 - 40
	Men 4	500 metres	Heats	41 - 43
	Men 5	500 metres	Heats	44 - 46
			<i>Ice Res (Track)</i>	
13:34	Ladies	500 metres	Semi Final	47 - 50
	Men 1	500 metres	Semi Final	51 - 54
	Men 2	500 metres	Semi Final	55 - 58
	Men 3	500 metres	Final	59 - 60
	Men 4	500 metres	Final	61 - 63
	Men 5	500 metres	Semi Final	64 - 67
			<i>Ice Res (Track)</i>	
14:50	Ladies	500 metres	Final	68 - 71
	Men 1	500 metres	Final	72 - 74
	Men 2	500 metres	Final	75 - 77



Masters International Short Track Games

Sheffield

6th & 7th April 2017



Official Programme

April 6, 2017

	Men 5	500 metres	Final	78 - 80
	Men 3	777 metres	Heats	81 - 82
	Men 4	666 metres	Heats	83 - 85
	<i>Ice Res (Track)</i>			
15:59	Men 1	1000 metres	Heats	86 - 88
	Men 2	1000 metres	Heats	89 - 91
	Men 3	777 metres	Final	92 - 93
	Men 4	666 metres	Final	94 - 96
	<i>Ice Res (Full)</i>			
16:51	International Relay Ladies	3000 m Relay	Final	97
	<i>Cerem.Ice</i>			
17:04	International Relay Men	3000 m Relay	Final	98
	<i>Cerem.Ice</i>			



Masters International Short Track Games

Sheffield

6th & 7th April 2017



Official Programme

April 7, 2017

			<i>Warming up</i>	
			<i>Warming up</i>	
			<i>Warming up</i>	
10:00			<i>Warming up</i>	
10:24			<i>Ice Res (Full)</i>	
10:39			<i>races 94-96</i>	
10:50	Ladies	777 metres	Heats	99 - 101
	Men 5	777 metres	Heats	102 - 104
	Team Relay Men	3000 m Relay	Heats	105 - 107
			<i>Ice Res (Track)</i>	
11:41	Ladies	777 metres	Semi Final	108 - 111
	Men 1	1000 metres	Semi Final	112 - 115
	Men 2	1000 metres	Semi Final	116 - 119
	Men 3	1000 metres	Heats	120 - 121
	Men 4	777 metres	Heats	122 - 123
	Men 5	777 metres	Semi Final	124 - 127
			<i>Ice Res (Track)</i>	
13:07	Ladies	777 metres	Final	128 - 131
	Men 1	1000 metres	Final	132 - 134
	Men 2	1000 metres	Final	135 - 137
	Men 3	1000 metres	Final	138 - 139
	Men 4	777 metres	Final	140 - 141
	Men 5	777 metres	Final	142 - 144
			<i>Ice Res (Track)</i>	
14:21	Ladies	777m SF	Super Final	145 - 146
	Men 1	1000m SF	Super Final	147
	Men 2	1000m SF	Super Final	148
	Men 3	1000m SF	Super Final	149
	Men 4	777m SF	Super Final	150
	Men 5	777m SF	Super Final	151
	Ladies	1000m SF	Super Final	152
	Men 1	1500 m SF	Super Final	153
	Men 2	1500 m SF	Super Final	154
	Men 3	1500 m SF	Super Final	155
	Men 4	1000m SF	Super Final	156
	Men 5	1000m SF	Super Final	157
			<i>Ice Res (Full)</i>	
15:26	Team Relay Ladies	3000 m Relay	Final	158
			<i>Cerem.Ice</i>	
			<i>cancelled</i>	159
	Team Relay Men	3000 m Relay	Final	160
			<i>Cerem.Ice</i>	



Masters International Short Track Games

Sheffield

6th & 7th April 2017



Ladies

Competitors

Qualifying Schedule

Results

Classifications

Medal Tables



Masters International Short Track Games

Sheffield

6th & 7th April 2017



List of Competitors

Ladies

101	LYNCH (L60)	Marianne	AUS	AUS	STAUS22309195301
102	REECE (L50)	Marianne	AUS	AUS	STAUS22007196501
103	THROSSELL (L55)	Alison	OSF	AUS	STAUS20501196002
105	ANNECOU (L40)	Carine	CAN	CAN	STCAN20604197601
106	CURRIE (L35)	Tammy	CAN	CAN	STCAN21809197901
107	REID (L40)	Kim	CAN	CAN	STCAN20402197301
108	BÉDARD (L50)	Anika	CAN	CAN	STCAN23012196501
109	VARETTA (L30)	Katia	FRA	FRA	STFRA21905198301
110	CLARK (L40)	Zoe	ALD	GBR	STGBR21705197301
111	DAVID (L50)	Sharon	GBR	GBR	STGBR22305196301
112	GRAY-BUFFEY (L35)	Shannon	GBR	GBR	STGBR21509197801
113	HARRISON (L30)	Fiona	GBR	GBR	STGBR23011198101
114	KIRKBY (L30)	Helen	MIRC	GBR	STGBR21105198601
115	LOGAN (L40)	Lorraine	FVISC	GBR	STGBR20206197302
116	UPTON (L50)	Clare	ALD	GBR	STGBR21009196501
117	LUDWIG-NEMETH (L55)	Iris	MERC	GER	STGER22105195902
118	PAWASSERAT (L50)	Gundi	MERC	GER	STGER20512196301
120	NERDAHL (L35)	Tove Julianne	NOR	NOR	STNOR22207197801
121	THORLAND (L40)	Ingunn	NOR	NOR	STNOR22006197601
122	SUKIENNIK (L45)	Malgorzata	POL	POL	STPOL21507197001
123	LENZLINGER (L40)	Angelika	EGS	SUI	STSUI20607197401



Masters International Short Track Games

Sheffield

6th & 7th April 2017



Qualification Ladies

Ladies

(21 competitors)

April 6, 2017

09:54	1 - 3	3	Heats	1000	1+2 + 1x3	<ul style="list-style-type: none"> — qualify for Final 1000 Group 1 — next 7 continue in Final 1000 Group 2 — others continue in Final 1000 Group 3
-------	-------	---	-------	------	-----------	--

10:57	14	1	Final	1000		
-------	----	---	-------	------	--	--

11:01	15	1	Final	1000		
-------	----	---	-------	------	--	--

11:05	16	1	Final	1000		
-------	----	---	-------	------	--	--

12:35	29 - 32	4	Heats	500	1+2 + 2x3	<ul style="list-style-type: none"> — qualify for Semi Final 500 Group 1 — others continue in Semi Final 500 Group 2
-------	---------	---	-------	-----	-----------	---

13:34	47 - 48	2	Semi Final	500	1+2 + 1x3	<ul style="list-style-type: none"> — qualify for Final 500 Group 3 — others continue in Final 500 Group 4
-------	---------	---	------------	-----	-----------	---

13:40	49 - 50	2	Semi Final	500	1+2 + 1x3	<ul style="list-style-type: none"> — qualify for Final 500 Group 1 — others continue in Final 500 Group 2
-------	---------	---	------------	-----	-----------	---

14:50	68	1	Final	500		
-------	----	---	-------	-----	--	--

14:53	69	1	Final	500		
-------	----	---	-------	-----	--	--

14:56	70	1	Final	500		
-------	----	---	-------	-----	--	--

15:00	71	1	Final	500		
-------	----	---	-------	-----	--	--

						— qualify for Heats 777 Group 1
--	--	--	--	--	--	---------------------------------

April 7, 2017

10:50	99 - 101	3	Heats	777	1+2+3 + 1x4	<ul style="list-style-type: none"> — qualify for Semi Final 777 Group 1 — others continue in Semi Final 777 Group 2
-------	----------	---	-------	-----	-------------	---

11:41	108 - 109	2	Semi Final	777	1+2 + 1x3	<ul style="list-style-type: none"> — qualify for Final 777 Group 3 — others continue in Final 777 Group 4
-------	-----------	---	------------	-----	-----------	---

11:49	110 - 111	2	Semi Final	777	1+2 + 1x3	<ul style="list-style-type: none"> — qualify for Final 777 Group 1 — others continue in Final 777 Group 2
-------	-----------	---	------------	-----	-----------	---

13:07	128	1	Final	777		
-------	-----	---	-------	-----	--	--

13:11	129	1	Final	777		
-------	-----	---	-------	-----	--	--

13:15	130	1	Final	777		
-------	-----	---	-------	-----	--	--

13:18	131	1	Final	777		
-------	-----	---	-------	-----	--	--

						— qualify for Super Final 10SF Group 1
--	--	--	--	--	--	--

14:21	145	1	Super Final	77SF		
-------	-----	---	-------------	------	--	--

14:24	146	1	Super Final	77SF		
-------	-----	---	-------------	------	--	--

14:46	152	1	Super Final	10SF		
-------	-----	---	-------------	------	--	--



Masters International Short Track Games

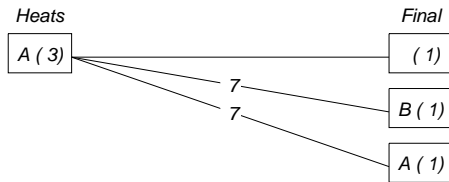
Sheffield

6th & 7th April 2017

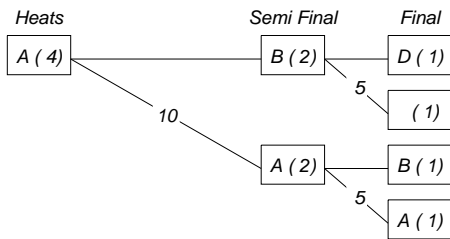


Qualification Ladies

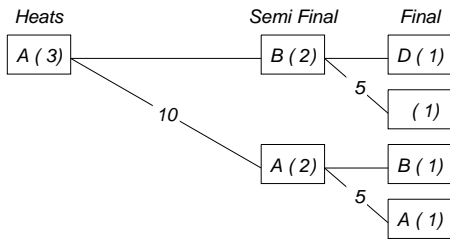
1000



500



777





Masters International Short Track Games

Sheffield

6th & 7th April 2017



Heats 1000 metres Ladies

Race 1, Group 1 (1 of 3)

Fin	Nr	Name	Abr	Nat	Time	Pnts	>>
1	109	Katia VARETTA (L30)	FRA	FRA	2:03.808	Q	
2	123	Angelika LENZLINGER (L40)	EGS	SUI	2:05.578	Q	
3	112	Shannon GRAY-BUFFEY (L35)	GBR	GBR	2:06.356		
4	108	Anika BEDARD (L50)	CAN	CAN	2:06.578		
5	103	Alison THROSSELL (L55)	OSF	AUS	2:10.878		
6	117	Iris LUDWIG-NEMETH (L55)	MERC	GER	2:22.038		
7	121	Ingunn THORLAND (L40)	NOR	NOR	2:29.432		

Race 2, Group 1 (2 of 3)

Fin	Nr	Name	Abr	Nat	Time	Pnts	>>
1	118	Gundi PAWASSERAT (L50)	MERC	GER	1:53.403	Q	
2	107	Kim REID (L40)	CAN	CAN	2:00.125	Q	
3	106	Tammy CURRIE (L35)	CAN	CAN	2:06.583		
4	116	Clare UPTON (L50)	ALD	GBR	2:07.661		
5	122	Malgorzata SUKIENNIK (L45)	POL	POL	2:21.905		
6	111	Sharon DAVID (L50)	GBR	GBR	2:33.545		
7	101	Marianne LYNCH (L60)	AUS	AUS	2:39.459		

Race 3, Group 1 (3 of 3)

Fin	Nr	Name	Abr	Nat	Time	Pnts	>>
1	114	Helen KIRKBY (L30)	MIRC	GBR	1:59.096	Q	
2	110	Zoe CLARK (L40)	ALD	GBR	1:59.910	Q	
3	105	Carine ANNECOU (L40)	CAN	CAN	2:02.150	q	
4	113	Fiona HARRISON (L30)	GBR	GBR	2:02.230		
5	102	Marianne REECE (L50)	AUS	AUS	2:16.680		
6	120	Tove Julianne NERDAHL (L35)	NOR	NOR	2:22.730		
7	115	Lorraine LOGAN (L40)	FVISC	GBR	2:43.000		

Final 1000 metres Ladies

Race 14, Group 3 (1 of 1)

Fin	Nr	Name	Abr	Nat	Time	Pnts	>>
1	122	Malgorzata SUKIENNIK (L45)	POL	POL	2:16.056	57	
2	117	Iris LUDWIG-NEMETH (L55)	MERC	GER	2:18.093	46	
3	120	Tove Julianne NERDAHL (L35)	NOR	NOR	2:27.019	37	
4	121	Ingunn THORLAND (L40)	NOR	NOR	2:33.011	30	
5	101	Marianne LYNCH (L60)	AUS	AUS	2:36.089	24	
6	115	Lorraine LOGAN (L40)	FVISC	GBR	2:49.034	19	
7	111	Sharon DAVID (L50)	GBR	GBR	--	15	

Race 15, Group 2 (1 of 1)

Fin	Nr	Name	Abr	Nat	Time	Pnts	>>
1	113	Fiona HARRISON (L30)	GBR	GBR	2:04.427	241	
2	106	Tammy CURRIE (L35)	CAN	CAN	2:04.579	196	
3	112	Shannon GRAY-BUFFEY (L35)	GBR	GBR	2:04.811	160	
4	102	Marianne REECE (L50)	AUS	AUS	2:07.659	130	
5	116	Clare UPTON (L50)	ALD	GBR	2:08.971	106	
6	103	Alison THROSSELL (L55)	OSF	AUS	2:09.023	86	
7	108	Anika BEDARD (L50)	CAN	CAN	2:09.617	70	



Masters International Short Track Games

Sheffield

6th & 7th April 2017



Final 1000 metres Ladies (...)

Race 16, Group 1 (1 of 1)

<i>Fin</i>	<i>Nr</i>	<i>Name</i>	<i>Abr</i>	<i>Nat</i>	Time	Pnts	>>
1	118	Gundi PAWASSERAT (L50)	MERC	GER	1:52.885	1000	
2	114	Helen KIRKBY (L30)	MIRC	GBR	1:54.187	816	
3	107	Kim REID (L40)	CAN	CAN	1:57.009	666	
4	110	Zoe CLARK (L40)	ALD	GBR	1:57.089	543	
5	109	Katia VARETTA (L30)	FRA	FRA	1:57.565	443	
6	123	Angelika LENZLINGER (L40)	EGS	SUI	2:01.363	362	
7	105	Carine ANNECOU (L40)	CAN	CAN	2:02.339	295	



Masters International Short Track Games

Sheffield

6th & 7th April 2017



Distance Classification 1000 metres Ladies

#	Name	Team	ISU	Fin		Time
Final Group 1						
1	118 Gundi PAWASSERAT (L50)	MERC	GER	1	1000 1-1	1:52.885
2	114 Helen KIRKBY (L30)	MIRC	GBR	2	816 1-2	1:54.187
3	107 Kim REID (L40)	CAN	CAN	3	666 2-3	1:57.009
4	110 Zoe CLARK (L40)	ALD	GBR	4	543 2-4	1:57.089
5	109 Katia VARETTA (L30)	FRA	FRA	5	443 1-5	1:57.565
6	123 Angelika LENZLINGER (L40)	EGS	SUI	6	362 2-6	2:01.363
7	105 Carine ANNECOU (L40)	CAN	CAN	7	295 3-7	2:02.150
Final Group 2						
8	113 Fiona HARRISON (L30)	GBR	GBR	1	241 4-1	2:02.230
9	106 Tammy CURRIE (L35)	CAN	CAN	2	196 3-2	2:04.579
10	112 Shannon GRAY-BUFFEY (L35)	GBR	GBR	3	160 3-3	2:04.811
11	102 Marianne REECE (L50)	AUS	AUS	4	130 5-4	2:07.659
12	116 Clare UPTON (L50)	ALD	GBR	5	106 4-5	2:07.661
13	103 Alison THROSSELL (L55)	OSF	AUS	6	86 5-6	2:09.023
14	108 Anika BEDARD (L50)	CAN	CAN	7	70 4-7	2:06.578
Final Group 3						
15	122 Malgorzata SUKIENNIK (L45)	POL	POL	1	57 5-1	2:16.056
16	117 Iris LUDWIG-NEMETH (L55)	MERC	GER	2	46 6-2	2:18.093
17	120 Tove Julianne NERDAHL (L35)	NOR	NOR	3	37 6-3	2:22.730
18	121 Ingunn THORLAND (L40)	NOR	NOR	4	30 7-4	2:29.432
19	101 Marianne LYNCH (L60)	AUS	AUS	5	24 7-5	2:36.089
20	115 Lorraine LOGAN (L40)	FVISC	GBR	6	19 7-6	2:43.000
21	111 Sharon DAVID (L50)	GBR	GBR	7	15 6-7	2:33.545



Masters International Short Track Games

Sheffield

6th & 7th April 2017



Heats 500 metres Ladies

Race 29, Group 1 (1 of 4)

Fin	Nr	Name	Abr	Nat	Time	Pnts	>>
1	118	Gundi PAWASSERAT (L50)	MERC	GER	54.629	Q	
2	106	Tammy CURRIE (L35)	CAN	CAN	58.543	Q	
3	113	Fiona HARRISON (L30)	GBR	GBR	59.377	q	
4	122	Malgorzata SUKIENNIK (L45)	POL	POL	1:02.655		
5	120	Tove Julianne NERDAHL (L35)	NOR	NOR	1:10.263		

Race 30, Group 1 (2 of 4)

Fin	Nr	Name	Abr	Nat	Time	Pnts	>>
1	109	Katia VARETTA (L30)	FRA	FRA	57.501	Q	
2	110	Zoe CLARK (L40)	ALD	GBR	57.617	Q	
3	102	Marianne REECE (L50)	AUS	AUS	1:02.783		
4	108	Anika BEDARD (L50)	CAN	CAN	1:03.989		
5	111	Sharon DAVID (L50)	GBR	GBR	1:18.494		
6	115	Lorraine LOGAN (L40)	FVISC	GBR	1:25.510		

Race 31, Group 1 (3 of 4)

Fin	Nr	Name	Abr	Nat	Time	Pnts	>>
1	107	Kim REID (L40)	CAN	CAN	58.059	Q	
2	123	Angelika LENZLINGER (L40)	EGS	SUI	59.329	Q	
3	116	Clare UPTON (L50)	ALD	GBR	1:01.987		
4	103	Alison THROSSELL (L55)	OSF	AUS	1:02.553		
5	101	Marianne LYNCH (L60)	AUS	AUS	--		

Race 32, Group 1 (4 of 4)

Fin	Nr	Name	Abr	Nat	Time	Pnts	>>
1	114	Helen KIRKBY (L30)	MIRC	GBR	57.255	Q	
2	105	Carine ANNECOU (L40)	CAN	CAN	58.157	Q	
3	112	Shannon GRAY-BUFFEY (L35)	GBR	GBR	59.083	q	
4	117	Iris LUDWIG-NEMETH (L55)	MERC	GER	1:12.411		
5	121	Ingunn THORLAND (L40)	NOR	NOR	1:13.729		

Semi Final 500 metres Ladies

Race 47, Group 2 (1 of 2)

Fin	Nr	Name	Abr	Nat	Time	Pnts	>>
1	116	Clare UPTON (L50)	ALD	GBR	1:03.835	Q	
2	103	Alison THROSSELL (L55)	OSF	AUS	1:03.871	Q	
3	117	Iris LUDWIG-NEMETH (L55)	MERC	GER	1:09.429		
4	120	Tove Julianne NERDAHL (L35)	NOR	NOR	1:09.503		
5	115	Lorraine LOGAN (L40)	FVISC	GBR	1:20.591		
6	111	Sharon DAVID (L50)	GBR	GBR	1:20.919		

Race 48, Group 2 (2 of 2)

Fin	Nr	Name	Abr	Nat	Time	Pnts	>>
1	102	Marianne REECE (L50)	AUS	AUS	1:02.103	Q	
2	122	Malgorzata SUKIENNIK (L45)	POL	POL	1:02.925	Q	
3	108	Anika BEDARD (L50)	CAN	CAN	1:03.009	q	
4	121	Ingunn THORLAND (L40)	NOR	NOR	1:14.894		
5	101	Marianne LYNCH (L60)	AUS	AUS	1:20.264		



Masters International Short Track Games

Sheffield

6th & 7th April 2017



Semi Final 500 metres Ladies (...)

Race 49, Group 1 (1 of 2)

Fin	Nr	Name	Abr	Nat	Time	Pnts	>>
1	114	Helen KIRKBY (L30)	MIRC	GBR	57.040		Q
2	105	Carine ANNECOU (L40)	CAN	CAN	58.636		Q
3	107	Kim REID (L40)	CAN	CAN	58.730		
4	123	Angelika LENZLINGER (L40)	EGS	SUI	59.060		
5	112	Shannon GRAY-BUFFEY (L35)	GBR	GBR	59.716		

Race 50, Group 1 (2 of 2)

Fin	Nr	Name	Abr	Nat	Time	Pnts	>>
1	118	Gundi PAWASSERAT (L50)	MERC	GER	53.938		Q
2	109	Katia VARETTA (L30)	FRA	FRA	56.410		Q
3	106	Tammy CURRIE (L35)	CAN	CAN	56.758		q
4	110	Zoe CLARK (L40)	ALD	GBR	56.778		
5	113	Fiona HARRISON (L30)	GBR	GBR	1:08.750		

Final 500 metres Ladies

Race 68, Group 4 (1 of 1)

Fin	Nr	Name	Abr	Nat	Time	Pnts	>>
1	120	Tove Julianne NERDAHL (L35)	NOR	NOR	1:09.625	46	
2	117	Iris LUDWIG-NEMETH (L55)	MERC	GER	1:11.403	37	
3	121	Ingunn THORLAND (L40)	NOR	NOR	1:13.176	30	
4	111	Sharon DAVID (L50)	GBR	GBR	1:16.516	24	
5	101	Marianne LYNCH (L60)	AUS	AUS	1:19.590	19	
ns	115	Lorraine LOGAN (L40)	FVISC	GBR	--		dns

Race 69, Group 3 (1 of 1)

Fin	Nr	Name	Abr	Nat	Time	Pnts	>>
1	102	Marianne REECE (L50)	AUS	AUS	1:01.406	130	
2	108	Anika BEDARD (L50)	CAN	CAN	1:01.860	106	
3	116	Clare UPTON (L50)	ALD	GBR	1:01.964	86	
4	103	Alison THROSSELL (L55)	OSF	AUS	1:02.608	70	
5	122	Malgorzata SUKIENNIK (L45)	POL	POL	1:02.752	57	

Race 70, Group 2 (1 of 1)

Fin	Nr	Name	Abr	Nat	Time	Pnts	>>
1	107	Kim REID (L40)	CAN	CAN	57.189	362	
2	113	Fiona HARRISON (L30)	GBR	GBR	57.743	295	
3	110	Zoe CLARK (L40)	ALD	GBR	57.813	241	
4	112	Shannon GRAY-BUFFEY (L35)	GBR	GBR	59.519	196	
5	123	Angelika LENZLINGER (L40)	EGS	SUI	59.885	160	

Race 71, Group 1 (1 of 1)

Fin	Nr	Name	Abr	Nat	Time	Pnts	>>
1	118	Gundi PAWASSERAT (L50)	MERC	GER	53.880	1000	
2	109	Katia VARETTA (L30)	FRA	FRA	56.200	816	
3	106	Tammy CURRIE (L35)	CAN	CAN	57.682	666	
4	105	Carine ANNECOU (L40)	CAN	CAN	59.518	543	
5	114	Helen KIRKBY (L30)	MIRC	GBR	1:07.664	443	



Masters International Short Track Games

Sheffield

6th & 7th April 2017



Distance Classification 500 metres Ladies

#	Name	Team	ISU	Fin		Time
Final Group 1						
1	118 Gundi PAWASSERAT (L50)	MERC	GER	1	1000 1-1-1	53.880
2	109 Katia VARETTA (L30)	FRA	FRA	2	816 1-2-2	56.200
3	106 Tammy CURRIE (L35)	CAN	CAN	3	666 2-3-3	56.758
4	105 Carine ANNECOU (L40)	CAN	CAN	4	543 2-2-4	58.157
5	114 Helen KIRKBY (L30)	MIRC	GBR	5	443 1-1-5	57.040
Final Group 2						
6	107 Kim REID (L40)	CAN	CAN	1	362 1-3-1	57.189
7	113 Fiona HARRISON (L30)	GBR	GBR	2	295 3-5-2	57.743
8	110 Zoe CLARK (L40)	ALD	GBR	3	241 2-4-3	56.778
9	112 Shannon GRAY-BUFFEY (L35)	GBR	GBR	4	196 3-5-4	59.083
10	123 Angelika LENZLINGER (L40)	EGS	SUI	5	160 2-4-5	59.060
Final Group 3						
11	102 Marianne REECE (L50)	AUS	AUS	1	130 3-1-1	1:01.406
12	108 Anika BEDARD (L50)	CAN	CAN	2	106 4-3-2	1:01.860
13	116 Clare UPTON (L50)	ALD	GBR	3	86 3-1-3	1:01.964
14	103 Alison THROSSELL (L55)	OSF	AUS	4	70 4-2-4	1:02.553
15	122 Malgorzata SUKIENNIK (L45)	POL	POL	5	57 4-2-5	1:02.655
Final Group 4						
16	120 Tove Julianne NERDAHL (L35)	NOR	NOR	1	46 5-4-1	1:09.503
17	117 Iris LUDWIG-NEMETH (L55)	MERC	GER	2	37 4-3-2	1:09.429
18	121 Ingunn THORLAND (L40)	NOR	NOR	3	30 5-4-3	1:13.176
19	111 Sharon DAVID (L50)	GBR	GBR	4	24 5-6-4	1:16.516
20	101 Marianne LYNCH (L60)	AUS	AUS	5	19 5-5-5	1:19.590
21	115 Lorraine LOGAN (L40)	FVISC	GBR	NS	6-5-NS	1:20.591



Masters International Short Track Games

Sheffield

6th & 7th April 2017



Heats 777 metres Ladies

Race 99, Group 1 (1 of 3)

Fin	Nr	Name	Abr	Nat	Time	Pnts	>>
1	109	Katia VARETTA (L30)	FRA	FRA	1:30.376	Q	
2	107	Kim REID (L40)	CAN	CAN	1:31.638	Q	
3	123	Angelika LENZLINGER (L40)	EGS	SUI	1:32.626	Q	
4	112	Shannon GRAY-BUFFEY (L35)	GBR	GBR	1:33.444	q	
5	122	Malgorzata SUKIENNIK (L45)	POL	POL	1:46.790		
6	117	Iris LUDWIG-NEMETH (L55)	MERC	GER	1:47.416		
7	115	Lorraine LOGAN (L40)	FVISC	GBR	--		

Race 100, Group 1 (2 of 3)

Fin	Nr	Name	Abr	Nat	Time	Pnts	>>
1	114	Helen KIRKBY (L30)	MIRC	GBR	1:33.614	Q	
2	106	Tammy CURRIE (L35)	CAN	CAN	1:34.192	Q	
3	113	Fiona HARRISON (L30)	GBR	GBR	1:36.602	Q	
4	116	Clare UPTON (L50)	ALD	GBR	1:37.374		
5	103	Alison THROSSELL (L55)	OSF	AUS	1:40.466		
6	101	Marianne LYNCH (L60)	AUS	AUS	1:58.484		
7	120	Tove Julianne NERDAHL (L35)	NOR	NOR	--		

Race 101, Group 1 (3 of 3)

Fin	Nr	Name	Abr	Nat	Time	Pnts	>>
1	118	Gundi PAWASSERAT (L50)	MERC	GER	1:28.852	Q	
2	110	Zoe CLARK (L40)	ALD	GBR	1:35.132	Q	
3	105	Carine ANNECOU (L40)	CAN	CAN	1:36.438	Q	
4	102	Marianne REECE (L50)	AUS	AUS	1:38.916		
5	108	Anika BEDARD (L50)	CAN	CAN	1:39.792		
6	121	Ingunn THORLAND (L40)	NOR	NOR	1:56.468		
7	111	Sharon DAVID (L50)	GBR	GBR	2:06.414		

Semi Final 777 metres Ladies

Race 108, Group 2 (1 of 2)

Fin	Nr	Name	Abr	Nat	Time	Pnts	>>
1	102	Marianne REECE (L50)	AUS	AUS	1:41.734	Q	
2	103	Alison THROSSELL (L55)	OSF	AUS	1:42.126	Q	
3	122	Malgorzata SUKIENNIK (L45)	POL	POL	1:42.322	q	
4	121	Ingunn THORLAND (L40)	NOR	NOR	1:54.412		
5	101	Marianne LYNCH (L60)	AUS	AUS	2:03.036		

Race 109, Group 2 (2 of 2)

Fin	Nr	Name	Abr	Nat	Time	Pnts	>>
1	116	Clare UPTON (L50)	ALD	GBR	1:36.488	Q	
2	108	Anika BEDARD (L50)	CAN	CAN	1:37.514	Q	
3	117	Iris LUDWIG-NEMETH (L55)	MERC	GER	1:47.552		
4	111	Sharon DAVID (L50)	GBR	GBR	2:01.390		
5	120	Tove Julianne NERDAHL (L35)	NOR	NOR	--		



Masters International Short Track Games

Sheffield

6th & 7th April 2017



Semi Final 777 metres Ladies (...)

Race 110, Group 1 (1 of 2)

Fin	Nr	Name	Abr	Nat	Time	Pnts	>>
1	109	Katia VARETTA (L30)	FRA	FRA	1:29.413	Q	
2	114	Helen KIRKBY (L30)	MIRC	GBR	1:29.697	Q	
3	110	Zoe CLARK (L40)	ALD	GBR	1:31.181	q	
4	105	Carine ANNECOU (L40)	CAN	CAN	1:32.225		
5	112	Shannon GRAY-BUFFEY (L35)	GBR	GBR	1:33.151		

Race 111, Group 1 (2 of 2)

Fin	Nr	Name	Abr	Nat	Time	Pnts	>>
1	118	Gundi PAWASSERAT (L50)	MERC	GER	1:25.828	Q	
2	107	Kim REID (L40)	CAN	CAN	1:30.788	Q	
3	106	Tammy CURRIE (L35)	CAN	CAN	1:33.084		
4	123	Angelika LENZLINGER (L40)	EGS	SUI	1:43.068		
5	113	Fiona HARRISON (L30)	GBR	GBR	1:43.106		

Final 777 metres Ladies

Race 128, Group 4 (1 of 1)

Fin	Nr	Name	Abr	Nat	Time	Pnts	>>
1	117	Iris LUDWIG-NEMETH (L55)	MERC	GER	1:47.751	46	
2	121	Ingunn THORLAND (L40)	NOR	NOR	1:52.563	37	
3	111	Sharon DAVID (L50)	GBR	GBR	1:57.831	30	
4	101	Marianne LYNCH (L60)	AUS	AUS	2:01.097	24	
5	115	Lorraine LOGAN (L40)	FVISC	GBR	2:11.431	19	
ns	120	Tove Julianne NERDAHL (L35)	NOR	NOR	--		dns

Race 129, Group 3 (1 of 1)

Fin	Nr	Name	Abr	Nat	Time	Pnts	>>
1	116	Clare UPTON (L50)	ALD	GBR	1:36.441	130	
2	102	Marianne REECE (L50)	AUS	AUS	1:37.077	106	
3	108	Anika BEDARD (L50)	CAN	CAN	1:38.049	86	
4	103	Alison THROSSELL (L55)	OSF	AUS	1:38.123	70	
5	122	Malgorzata SUKIENNIK (L45)	POL	POL	1:38.825	57	

Race 130, Group 2 (1 of 1)

Fin	Nr	Name	Abr	Nat	Time	Pnts	>>
1	123	Angelika LENZLINGER (L40)	EGS	SUI	1:31.613	362	
2	113	Fiona HARRISON (L30)	GBR	GBR	1:31.921	295	
3	105	Carine ANNECOU (L40)	CAN	CAN	1:32.491	241	
4	112	Shannon GRAY-BUFFEY (L35)	GBR	GBR	1:33.131	196	
5	106	Tammy CURRIE (L35)	CAN	CAN	1:37.213	160	

Race 131, Group 1 (1 of 1)

Fin	Nr	Name	Abr	Nat	Time	Pnts	>>
1	118	Gundi PAWASSERAT (L50)	MERC	GER	1:25.308	1000	
2	109	Katia VARETTA (L30)	FRA	FRA	1:28.636	816	
3	114	Helen KIRKBY (L30)	MIRC	GBR	1:28.738	666	
4	107	Kim REID (L40)	CAN	CAN	1:28.904	543	
5	110	Zoe CLARK (L40)	ALD	GBR	1:31.696	443	



Masters International Short Track Games

Sheffield

6th & 7th April 2017



Distance Classification 777 metres Ladies

#	Name	Team	ISU	Fin		Time
Final Group 1						
1	118 Gundi PAWASSERAT (L50)	MERC	GER	1	1000 1-1-1	1:25.308
2	109 Katia VARETTA (L30)	FRA	FRA	2	816 1-1-2	1:28.636
3	114 Helen KIRKBY (L30)	MIRC	GBR	3	666 1-2-3	1:28.738
4	107 Kim REID (L40)	CAN	CAN	4	543 2-2-4	1:28.904
5	110 Zoe CLARK (L40)	ALD	GBR	5	443 2-3-5	1:31.181
Final Group 2						
6	123 Angelika LENZLINGER (L40)	EGS	SUI	1	362 3-4-1	1:31.613
7	113 Fiona HARRISON (L30)	GBR	GBR	2	295 3-5-2	1:31.921
8	105 Carine ANNECOU (L40)	CAN	CAN	3	241 3-4-3	1:32.225
9	112 Shannon GRAY-BUFFEY (L35)	GBR	GBR	4	196 4-5-4	1:33.131
10	106 Tammy CURRIE (L35)	CAN	CAN	5	160 2-3-5	1:33.084
Final Group 3						
11	116 Clare UPTON (L50)	ALD	GBR	1	130 4-1-1	1:36.441
12	102 Marianne REECE (L50)	AUS	AUS	2	106 4-1-2	1:37.077
13	108 Anika BEDARD (L50)	CAN	CAN	3	86 5-2-3	1:37.514
14	103 Alison THROSSELL (L55)	OSF	AUS	4	70 5-2-4	1:38.123
15	122 Malgorzata SUKIENNIK (L45)	POL	POL	5	57 5-3-5	1:38.825
Final Group 4						
16	117 Iris LUDWIG-NEMETH (L55)	MERC	GER	1	46 6-3-1	1:47.416
17	121 Ingunn THORLAND (L40)	NOR	NOR	2	37 6-4-2	1:52.563
18	111 Sharon DAVID (L50)	GBR	GBR	3	30 7-4-3	1:57.831
19	101 Marianne LYNCH (L60)	AUS	AUS	4	24 6-5-4	1:58.484
20	115 Lorraine LOGAN (L40)	FVISC	GBR	5	19 7-5	2:11.431
21	120 Tove Julianne NERDAHL (L35)	NOR	NOR	NS	7-5-NS	0.000



Masters International Short Track Games

Sheffield

6th & 7th April 2017



Super Final 777m SF Ladies

Race 145, Group 2 (1 of 1)

<i>Fin</i>	<i>Nr</i>	<i>Name</i>	<i>Abr</i>	<i>Nat</i>	<i>Time</i>	<i>Pnts</i>	<i>>></i>
1	117	Iris LUDWIG-NEMETH (L55)	MERC	GER	1:45.750	57	
2	122	Malgorzata SUKIENNIK (L45)	POL	POL	1:45.760	46	
3	121	Ingunn THORLAND (L40)	NOR	NOR	1:52.760	37	
4	101	Marianne LYNCH (L60)	AUS	AUS	2:16.038	30	
5	111	Sharon DAVID (L50)	GBR	GBR	--	24	
ns	115	Lorraine LOGAN (L40)	FVISC	GBR	--		dns
ns	120	Tove Julianne NERDAHL (L35)	NOR	NOR	--		dns

Race 146, Group 1 (1 of 1)

<i>Fin</i>	<i>Nr</i>	<i>Name</i>	<i>Abr</i>	<i>Nat</i>	<i>Time</i>	<i>Pnts</i>	<i>>></i>
1	123	Angelika LENZLINGER (L40)	EGS	SUI	1:31.308	241	
2	113	Fiona HARRISON (L30)	GBR	GBR	1:32.982	196	
3	112	Shannon GRAY-BUFFEY (L35)	GBR	GBR	1:33.698	160	
4	116	Clare UPTON (L50)	ALD	GBR	1:35.574	130	
5	108	Anika BEDARD (L50)	CAN	CAN	1:35.804	106	
6	102	Marianne REECE (L50)	AUS	AUS	1:38.900	86	
7	103	Alison THROSSELL (L55)	OSF	AUS	1:40.492	70	

Super Final 1000m SF Ladies

Race 152, Group 1 (1 of 1)

<i>Fin</i>	<i>Nr</i>	<i>Name</i>	<i>Abr</i>	<i>Nat</i>	<i>Time</i>	<i>Pnts</i>	<i>>></i>
1	118	Gundi PAWASSERAT (L50)	MERC	GER	1:53.696	1000	
2	114	Helen KIRKBY (L30)	MIRC	GBR	1:55.814	816	
3	109	Katia VARETTA (L30)	FRA	FRA	1:58.068	666	
4	110	Zoe CLARK (L40)	ALD	GBR	2:01.352	543	
5	107	Kim REID (L40)	CAN	CAN	2:01.382	443	
6	105	Carine ANNECOU (L40)	CAN	CAN	2:02.916	362	
7	106	Tammy CURRIE (L35)	CAN	CAN	2:03.910	295	



Masters International Short Track Games

Sheffield

6th & 7th April 2017



Distance Classification 1000m SF Ladies

#	Name	Team	ISU	Fin	Time
Super Final Group 1					
1	118 Gundi PAWASSERAT (L50)	MERC	GER	1 1000 1	1:53.696
2	114 Helen KIRKBY (L30)	MIRC	GBR	2 816 2	1:55.814
3	109 Katia VARETTA (L30)	FRA	FRA	3 666 3	1:58.068
4	110 Zoe CLARK (L40)	ALD	GBR	4 543 4	2:01.352
5	107 Kim REID (L40)	CAN	CAN	5 443 5	2:01.382
6	105 Carine ANNECOU (L40)	CAN	CAN	6 362 6	2:02.916
7	106 Tammy CURRIE (L35)	CAN	CAN	7 295 7	2:03.910

Distance Classification 777m SF Ladies

#	Name	Team	ISU	Fin	Time
Super Final Group 1					
1	123 Angelika LENZLINGER (L40)	EGS	SUI	1 241 1	1:31.308
2	113 Fiona HARRISON (L30)	GBR	GBR	2 196 2	1:32.982
3	112 Shannon GRAY-BUFFEY (L35)	GBR	GBR	3 160 3	1:33.698
4	116 Clare UPTON (L50)	ALD	GBR	4 130 4	1:35.574
5	108 Anika BEDARD (L50)	CAN	CAN	5 106 5	1:35.804
6	102 Marianne REECE (L50)	AUS	AUS	6 86 6	1:38.900
7	103 Alison THROSSELL (L55)	OSF	AUS	7 70 7	1:40.492
Super Final Group 2					
8	117 Iris LUDWIG-NEMETH (L55)	MERC	GER	1 57 1	1:45.750
9	122 Malgorzata SUKIENNIK (L45)	POL	POL	2 46 2	1:45.760
10	121 Ingunn THORLAND (L40)	NOR	NOR	3 37 3	1:52.760
11	101 Marianne LYNCH (L60)	AUS	AUS	4 30 4	2:16.038
12	111 Sharon DAVID (L50)	GBR	GBR	5 24 5	0.000



Masters International Short Track Games

Sheffield

6th & 7th April 2017



Overall Classification Ladies

	#	Name	Team	ISU	FP	CDR		time
1	118	Gundi PAWASSERAT (L50)	MERC	GER	4000	19	1-1-1-15-1	1:52.885
2	114	Helen KIRKBY (L30)	MIRC	GBR	2741	27	2-5-3-15-2	1:54.187
3	109	Katia VARETTA (L30)	FRA	FRA	2741	27	5-2-2-15-3	1:57.565
4	107	Kim REID (L40)	CAN	CAN	2014	33	3-6-4-15-5	1:57.009
5	110	Zoe CLARK (L40)	ALD	GBR	1770	36	4-8-5-15-4	1:57.089
6	105	Carine ANNECOU (L40)	CAN	CAN	1441	40	7-4-8-15-6	2:02.150
7	106	Tammy CURRIE (L35)	CAN	CAN	1317	44	9-3-10-15-7	2:04.579
8	123	Angelika LENZLINGER (L40)	EGS	SUI	1125	23	6-10-6-1	2:01.363
9	113	Fiona HARRISON (L30)	GBR	GBR	1027	24	8-7-7-2	2:02.230
10	112	Shannon GRAY-BUFFEY (L35)	GBR	GBR	712	31	10-9-9-3	2:04.811
11	116	Clare UPTON (L50)	ALD	GBR	452	40	12-13-11-4	2:07.661
12	102	Marianne REECE (L50)	AUS	AUS	452	40	11-11-12-6	2:07.659
13	108	Anika BEDARD (L50)	CAN	CAN	368	44	14-12-13-5	2:06.578
14	103	Alison THROSSELL (L55)	OSF	AUS	296	48	13-14-14-7	2:09.023
15	122	Malgorzata SUKIENNIK (L45)	POL	POL	217	54	15-15-15-9	2:16.056
16	117	Iris LUDWIG-NEMETH (L55)	MERC	GER	186	57	16-17-16-8	2:18.093
17	121	Ingunn THORLAND (L40)	NOR	NOR	134	63	18-18-17-10	2:29.432
18	101	Marianne LYNCH (L60)	AUS	AUS	97	69	19-20-19-11	2:36.089
19	111	Sharon DAVID (L50)	GBR	GBR	93	70	21-19-18-12	2:33.545
20	120	Tove Julianne NERDAHL (L35)	NOR	NOR	83	69	17-16-21-15	2:22.730
21	115	Lorraine LOGAN (L40)	FVISC	GBR	38	76	20-21-20-15	2:43.000



Masters International Short Track Games

Sheffield

6th & 7th April 2017



Helmet		LADIES		Age						
Number	Country	Surname	First Name	Category	Distance 1	Distance 2	Distance 3	Super Final	TOTAL	RANK
114	GBR	KIRKBY	Helen	L30	816	443	666	816	2741	1
109	FRA	VARETTA	Katia	L30	443	816	816	666	2741	2
113	GBR	HARRISON	Fiona	L30	241	295	295	196	1027	3
106	CAN	CURRIE	Tammy	L35	196	666	160	295	1317	1
112	GBR	GRAY-BUFFEY	Shannon	L35	160	196	196	160	712	2
120	NOR	NERDAHL	Tove Julianne	L35	37	46	0	0	83	3
107	CAN	REID	Kim	L40	666	362	543	443	2014	1
110	GBR	CLARK	Zoe	L40	543	241	443	543	1770	2
105	CAN	ANNECOU	Carine	L40	295	543	241	362	1441	3
123	SUI	LENZLINGER	Angelika	L40	362	160	362	241	1125	4
121	NOR	THORLAND	Ingunn	L40	30	30	37	37	134	5
115	GBR	LOGAN	Lorraine	L40	19	0	19	0	38	6
122	POL	SUKIENNIK	Malgorzata	L45	57	57	57	46	217	1
118	GER	PAWASSERAT	Gundi	L50	1000	1000	1000	1000	4000	1
116	GBR	UPTON	Clare	L50	106	86	130	130	452	2
102	AUS	REECE	Marianne	L50	130	130	106	86	452	3
108	CAN	BÉDARD	Anika	L50	70	106	86	106	368	4
111	GBR	DAVID	Sharon	L50	15	24	30	24	93	5
103	AUS	THROSSELL	Alison	L55	86	70	70	70	296	1
117	GER	LUDWIG-NEMETH	Iris	L55	46	37	46	57	186	2
101	AUS	LYNCH	Marianne	L60	24	19	24	30	97	1



Masters International Short Track Games

Sheffield

6th & 7th April 2017



Men 1

Competitors

Qualifying Schedule

Results

Classifications

Medal Tables



Masters International Short Track Games

Sheffield

6th & 7th April 2017



List of Competitors

Men 1

202	DAVIDS (M35)	Timothy	RSTC	AUS	STAUS10601198101
207	WALLACE (M35)	Simon	AUS	AUS	STAUS12009197901
208	YEOW (M30)	Daniel	OSF	AUS	STAUS10512198101
212	FITZPATRICK (M30)	Keven	CAN	CAN	STCAN12011198201
215	ROOP (M35)	Mark	CAN	CAN	STCAN11704197901
217	ARMSTRONG (M35)	Peter	ALD	GBR	STGBR12309197701
218	BROJAKA (M30)	Phil	NIRC	GBR	STGBR10705198501
219	BROWN (M35)	Adam	NIRC	GBR	STGBR10506197901
240	ROWE (M35)	Matt	ALD	GBR	STGBR11905197701
244	WRIGHT (M35)	Frazer	SHF	GBR	STGBR11209197701
248	MCCONNELL (M30)	Sean	MERC	GER	STGER11808198401
249	CASSINELLI (M30)	Fabio	VGT	ITA	STITA12609198501
252	BOS (M35)	Henk	TRL	NED	STNED12103198001
254	EGBERTS (M35)	Michael	STG	NED	STNED11707197901



Masters International Short Track Games

Sheffield

6th & 7th April 2017



Qualification Men 1

Men 1

(14 competitors)

April 6, 2017

10:19	8 - 9	2	Heats	1500	1+2+3 + 1x4	qualify for Final 1500 Group 1 others continue in Final 1500 Group 2	
11:25	21	1	Final	1500			
11:30	22	1	Final	1500		qualify for Heats 500 Group 1	
12:46	33 - 35	3	Heats	500	1+2	qualify for Semi Final 500 Group 1 others continue in Semi Final 500 Group 2	
13:47	51 - 52	2	Semi Final	500	1 + 1x2	qualify for Final 500 Group 2 others continue in Final 500 Group 3	
13:53	53 - 54	2	Semi Final	500	1+2	qualify for Final 500 Group 1 others continue in Final 500 Group 2	
15:03	72	1	Final	500			
15:06	73	1	Final	500			
15:09	74	1	Final	500		qualify for Heats 1000 Group 1	
15:59	86 - 88	3	Heats	1000	1+2	qualify for Semi Final 1000 Group 1 others continue in Semi Final 1000 Group 2	
April 7, 2017							
11:56	112 - 113	2	Semi Final	1000	1 + 1x2	qualify for Final 1000 Group 2 others continue in Final 1000 Group 3	
12:04	114 - 115	2	Semi Final	1000	1+2	qualify for Final 1000 Group 1 others continue in Final 1000 Group 2	
13:22	132	1	Final	1000			
13:26	133	1	Final	1000			
13:29	134	1	Final	1000		qualify for Super Final 15SF Group 1 others continue in Super Final 10SF Group 1	
14:28	147	1	Super Final	10SF			
14:50	153	1	Super Final	15SF			



Masters International Short Track Games

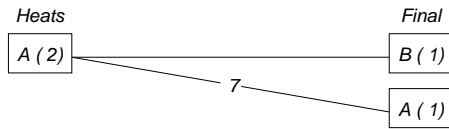
Sheffield

6th & 7th April 2017

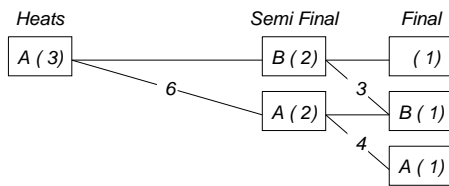


Qualification Men 1

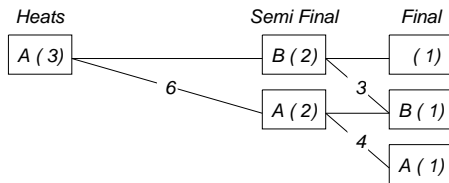
1500



500



1000





Masters International Short Track Games

Sheffield

6th & 7th April 2017



Heats 1500 metres Men 1

Race 8, Group 1 (1 of 2)

<i>Fin</i>	<i>Nr</i>	<i>Name</i>	<i>Abr</i>	<i>Nat</i>	<i>Time</i>	<i>Pnts</i>	<i>>></i>
1	252	Henk BOS (M35)	TRL	NED	2:43.123		Q
2	202	Timothy DAVIDS (M35)	RSTC	AUS	2:45.449		Q
3	240	Matt ROWE (M35)	ALD	GBR	2:46.859		Q
4	219	Adam BROWN (M35)	NIRC	GBR	2:53.225		
5	248	Sean MCCONNELL (M30)	MERC	GER	3:01.229		adv
6	215	Mark ROOP (M35)	CAN	CAN	--		
<i>p</i>	244	Frazer WRIGHT (M35)	SHF	GBR	--		penalty

Race 9, Group 1 (2 of 2)

<i>Fin</i>	<i>Nr</i>	<i>Name</i>	<i>Abr</i>	<i>Nat</i>	<i>Time</i>	<i>Pnts</i>	<i>>></i>
1	218	Phil BROJAKA (M30)	NIRC	GBR	2:39.379		Q
2	217	Peter ARMSTRONG (M35)	ALD	GBR	2:39.551		Q
3	249	Fabio CASSINELLI (M30)	VGT	ITA	2:41.833		Q
4	208	Daniel YEOW (M30)	OSF	AUS	2:48.987		q
5	254	Michael EGBERTS (M35)	STG	NED	2:49.567		
6	212	Keven FITZPATRICK (M30)	CAN	CAN	2:49.957		
<i>p</i>	207	Simon WALLACE (M35)	AUS	AUS	--		penalty

Final 1500 metres Men 1

Race 21, Group 2 (1 of 1)

<i>Fin</i>	<i>Nr</i>	<i>Name</i>	<i>Abr</i>	<i>Nat</i>	<i>Time</i>	<i>Pnts</i>	<i>>></i>
1	244	Frazer WRIGHT (M35)	SHF	GBR	2:46.065	241	
2	219	Adam BROWN (M35)	NIRC	GBR	2:46.867	196	
3	212	Keven FITZPATRICK (M30)	CAN	CAN	2:49.681	160	
4	254	Michael EGBERTS (M35)	STG	NED	2:49.725	130	
5	208	Daniel YEOW (M30)	OSF	AUS	2:51.910	106	
6	207	Simon WALLACE (M35)	AUS	AUS	3:14.361	86	
7	215	Mark ROOP (M35)	CAN	CAN	3:36.203	70	

Race 22, Group 1 (1 of 1)

<i>Fin</i>	<i>Nr</i>	<i>Name</i>	<i>Abr</i>	<i>Nat</i>	<i>Time</i>	<i>Pnts</i>	<i>>></i>
1	218	Phil BROJAKA (M30)	NIRC	GBR	2:38.683	1000	
2	217	Peter ARMSTRONG (M35)	ALD	GBR	2:40.513	816	
3	249	Fabio CASSINELLI (M30)	VGT	ITA	2:42.117	666	
4	202	Timothy DAVIDS (M35)	RSTC	AUS	2:42.427	543	
5	248	Sean MCCONNELL (M30)	MERC	GER	2:45.863	443	
6	252	Henk BOS (M35)	TRL	NED	2:53.605	362	
7	240	Matt ROWE (M35)	ALD	GBR	2:53.613	295	



Masters International Short Track Games

Sheffield

6th & 7th April 2017



Distance Classification 1500 metres Men 1

#	Name	Team	ISU	Fin		Time
Final Group 1						
1	218 Phil BROJAKA (M30)	NIRC	GBR	1	1000 1-1	2:38.683
2	217 Peter ARMSTRONG (M35)	ALD	GBR	2	816 2-2	2:39.551
3	249 Fabio CASSINELLI (M30)	VGT	ITA	3	666 3-3	2:41.833
4	202 Timothy DAVIDS (M35)	RSTC	AUS	4	543 2-4	2:42.427
5	248 Sean MCCONNELL (M30)	MERC	GER	5	443 5-5	2:45.863
6	252 Henk BOS (M35)	TRL	NED	6	362 1-6	2:43.123
7	240 Matt ROWE (M35)	ALD	GBR	7	295 3-7	2:46.859
Final Group 2						
8	244 Frazer WRIGHT (M35)	SHF	GBR	1	241 P-1	2:46.065
9	219 Adam BROWN (M35)	NIRC	GBR	2	196 4-2	2:46.867
10	212 Keven FITZPATRICK (M30)	CAN	CAN	3	160 6-3	2:49.681
11	254 Michael EGBERTS (M35)	STG	NED	4	130 5-4	2:49.567
12	208 Daniel YEOW (M30)	OSF	AUS	5	106 4-5	2:48.987
13	207 Simon WALLACE (M35)	AUS	AUS	6	86 P-6	3:14.361
14	215 Mark ROOP (M35)	CAN	CAN	7	70 6-7	3:36.203



Masters International Short Track Games

Sheffield

6th & 7th April 2017



Heats 500 metres Men 1

Race 33, Group 1 (1 of 3)

Fin	Nr	Name	Abr	Nat	Time	Pnts	>>
1	207	Simon WALLACE (M35)	AUS	AUS	47.367	Q	
2	202	Timothy DAVIDS (M35)	RSTC	AUS	47.583	Q	
3	249	Fabio CASSINELLI (M30)	VGT	ITA	48.277		
4	219	Adam BROWN (M35)	NIRC	GBR	51.729		
5	212	Keven FITZPATRICK (M30)	CAN	CAN	54.801		

Race 34, Group 1 (2 of 3)

Fin	Nr	Name	Abr	Nat	Time	Pnts	>>
1	252	Henk BOS (M35)	TRL	NED	46.821	Q	
2	218	Phil BROJAKA (M30)	NIRC	GBR	46.913	Q	
3	240	Matt ROWE (M35)	ALD	GBR	47.025		
4	208	Daniel YEOW (M30)	OSF	AUS	51.205		
5	215	Mark ROOP (M35)	CAN	CAN	--		

Race 35, Group 1 (3 of 3)

Fin	Nr	Name	Abr	Nat	Time	Pnts	>>
1	217	Peter ARMSTRONG (M35)	ALD	GBR	47.862	Q	
2	244	Frazer WRIGHT (M35)	SHF	GBR	48.194	Q	
3	248	Sean MCCONNELL (M30)	MERC	GER	49.946		
4	254	Michael EGBERTS (M35)	STG	NED	54.628		

Semi Final 500 metres Men 1

Race 51, Group 2 (1 of 2)

Fin	Nr	Name	Abr	Nat	Time	Pnts	>>
1	240	Matt ROWE (M35)	ALD	GBR	48.514	Q	
2	248	Sean MCCONNELL (M30)	MERC	GER	50.500	q	
3	208	Daniel YEOW (M30)	OSF	AUS	50.762		
4	254	Michael EGBERTS (M35)	STG	NED	54.206		

Race 52, Group 2 (2 of 2)

Fin	Nr	Name	Abr	Nat	Time	Pnts	>>
1	249	Fabio CASSINELLI (M30)	VGT	ITA	50.665	Q	
2	219	Adam BROWN (M35)	NIRC	GBR	51.991		
3	212	Keven FITZPATRICK (M30)	CAN	CAN	53.297		
4	215	Mark ROOP (M35)	CAN	CAN	1:04.051		

Race 53, Group 1 (1 of 2)

Fin	Nr	Name	Abr	Nat	Time	Pnts	>>
1	207	Simon WALLACE (M35)	AUS	AUS	47.830	Q	
2	217	Peter ARMSTRONG (M35)	ALD	GBR	47.996	Q	
3	202	Timothy DAVIDS (M35)	RSTC	AUS	48.324		

Race 54, Group 1 (2 of 2)

Fin	Nr	Name	Abr	Nat	Time	Pnts	>>
1	218	Phil BROJAKA (M30)	NIRC	GBR	47.177	Q	
2	252	Henk BOS (M35)	TRL	NED	47.181	Q	
3	244	Frazer WRIGHT (M35)	SHF	GBR	1:05.313		



Masters International Short Track Games

Sheffield

6th & 7th April 2017



Final 500 metres Men 1 (...)

Race 72, Group 3 (1 of 1)

<i>Fin</i>	<i>Nr</i>	<i>Name</i>	<i>Abr</i>	<i>Nat</i>	<i>Time</i>	<i>Pnts</i>	<i>>></i>
1	208	Daniel YEOW (M30)	OSF	AUS	50.101	160	
2	219	Adam BROWN (M35)	NIRC	GBR	51.701	130	
3	212	Keven FITZPATRICK (M30)	CAN	CAN	51.959	106	
4	254	Michael EGBERTS (M35)	STG	NED	55.727	86	
5	215	Mark ROOP (M35)	CAN	CAN	1:05.679	70	

Race 73, Group 2 (1 of 1)

<i>Fin</i>	<i>Nr</i>	<i>Name</i>	<i>Abr</i>	<i>Nat</i>	<i>Time</i>	<i>Pnts</i>	<i>>></i>
1	240	Matt ROWE (M35)	ALD	GBR	47.951	443	
2	202	Timothy DAVIDS (M35)	RSTC	AUS	48.301	362	
3	249	Fabio CASSINELLI (M30)	VGT	ITA	48.349	295	
4	244	Frazer WRIGHT (M35)	SHF	GBR	48.439	241	
5	248	Sean MCCONNELL (M30)	MERC	GER	51.233	196	

Race 74, Group 1 (1 of 1)

<i>Fin</i>	<i>Nr</i>	<i>Name</i>	<i>Abr</i>	<i>Nat</i>	<i>Time</i>	<i>Pnts</i>	<i>>></i>
1	218	Phil BROJAKA (M30)	NIRC	GBR	46.604	1000	
2	252	Henk BOS (M35)	TRL	NED	46.938	816	
3	217	Peter ARMSTRONG (M35)	ALD	GBR	47.010	666	
4	207	Simon WALLACE (M35)	AUS	AUS	47.126	543	



Masters International Short Track Games

Sheffield

6th & 7th April 2017



Distance Classification 500 metres Men 1

#	Name	Team	ISU	Fin		Time
Final Group 1						
1	218 Phil BROJAKA (M30)	NIRC	GBR	1	1000 2-1-1	46.604
2	252 Henk BOS (M35)	TRL	NED	2	816 1-2-2	46.821
3	217 Peter ARMSTRONG (M35)	ALD	GBR	3	666 1-2-3	47.010
4	207 Simon WALLACE (M35)	AUS	AUS	4	543 1-1-4	47.126
Final Group 2						
5	240 Matt ROWE (M35)	ALD	GBR	1	443 3-1-1	47.025
6	202 Timothy DAVIDS (M35)	RSTC	AUS	2	362 2-3-2	47.583
7	249 Fabio CASSINELLI (M30)	VGT	ITA	3	295 3-1-3	48.277
8	244 Frazer WRIGHT (M35)	SHF	GBR	4	241 2-3-4	48.194
9	248 Sean MCCONNELL (M30)	MERC	GER	5	196 3-2-5	49.946
Final Group 3						
10	208 Daniel YEOW (M30)	OSF	AUS	1	160 4-3-1	50.101
11	219 Adam BROWN (M35)	NIRC	GBR	2	130 4-2-2	51.701
12	212 Keven FITZPATRICK (M30)	CAN	CAN	3	106 5-3-3	51.959
13	254 Michael EGBERTS (M35)	STG	NED	4	86 4-4-4	54.206
14	215 Mark ROOP (M35)	CAN	CAN	5	70 5-4-5	1:04.051



Masters International Short Track Games

Sheffield

6th & 7th April 2017



Heats 1000 metres Men 1

Race 86, Group 1 (1 of 3)

Fin	Nr	Name	Abr	Nat	Time	Pnts	>>
1	252	Henk BOS (M35)	TRL	NED	--		Q
2	249	Fabio CASSINELLI (M30)	VGT	ITA	--		Q
3	244	Frazer WRIGHT (M35)	SHF	GBR	--		
4	219	Adam BROWN (M35)	NIRC	GBR	--		

Race 87, Group 1 (2 of 3)

Fin	Nr	Name	Abr	Nat	Time	Pnts	>>
1	217	Peter ARMSTRONG (M35)	ALD	GBR	1:40.853		Q
2	202	Timothy DAVIDS (M35)	RSTC	AUS	1:41.477		Q
3	208	Daniel YEOW (M30)	OSF	AUS	1:47.255		
4	207	Simon WALLACE (M35)	AUS	AUS	1:47.285		
5	215	Mark ROOP (M35)	CAN	CAN	--		

Race 88, Group 1 (3 of 3)

Fin	Nr	Name	Abr	Nat	Time	Pnts	>>
1	218	Phil BROJAKA (M30)	NIRC	GBR	1:42.037		Q
2	240	Matt ROWE (M35)	ALD	GBR	1:42.397		Q
3	248	Sean MCCONNELL (M30)	MERC	GER	1:43.875		
4	212	Keven FITZPATRICK (M30)	CAN	CAN	1:48.187		
5	254	Michael EGBERTS (M35)	STG	NED	1:51.349		

Semi Final 1000 metres Men 1

Race 112, Group 2 (1 of 2)

Fin	Nr	Name	Abr	Nat	Time	Pnts	>>
1	244	Frazer WRIGHT (M35)	SHF	GBR	1:44.343		Q
2	207	Simon WALLACE (M35)	AUS	AUS	1:44.357		q
3	212	Keven FITZPATRICK (M30)	CAN	CAN	1:48.025		
4	254	Michael EGBERTS (M35)	STG	NED	2:04.269		

Race 113, Group 2 (2 of 2)

Fin	Nr	Name	Abr	Nat	Time	Pnts	>>
1	248	Sean MCCONNELL (M30)	MERC	GER	1:43.663		Q
2	208	Daniel YEOW (M30)	OSF	AUS	1:46.315		
3	219	Adam BROWN (M35)	NIRC	GBR	1:47.937		
4	215	Mark ROOP (M35)	CAN	CAN	--		

Race 114, Group 1 (1 of 2)

Fin	Nr	Name	Abr	Nat	Time	Pnts	>>
1	240	Matt ROWE (M35)	ALD	GBR	1:41.087		Q
2	217	Peter ARMSTRONG (M35)	ALD	GBR	1:44.915		Q
p	252	Henk BOS (M35)	TRL	NED	--		penalty

Race 115, Group 1 (2 of 2)

Fin	Nr	Name	Abr	Nat	Time	Pnts	>>
1	218	Phil BROJAKA (M30)	NIRC	GBR	1:40.478		Q
2	202	Timothy DAVIDS (M35)	RSTC	AUS	1:42.152		Q
3	249	Fabio CASSINELLI (M30)	VGT	ITA	1:50.602		



Masters International Short Track Games

Sheffield

6th & 7th April 2017



Final 1000 metres Men 1 (...)

Race 132, Group 3 (1 of 1)

<i>Fin</i>	<i>Nr</i>	<i>Name</i>	<i>Abr</i>	<i>Nat</i>	<i>Time</i>	<i>Pnts</i>	>>
1	252	Henk BOS (M35)	TRL	NED	1:43.756	196	
2	208	Daniel YEOW (M30)	OSF	AUS	1:46.018	160	
3	219	Adam BROWN (M35)	NIRC	GBR	1:46.564	130	
4	212	Keven FITZPATRICK (M30)	CAN	CAN	1:47.494	106	
5	254	Michael EGBERTS (M35)	STG	NED	1:54.086	86	
6	215	Mark ROOP (M35)	CAN	CAN	2:14.698	70	

Race 133, Group 2 (1 of 1)

<i>Fin</i>	<i>Nr</i>	<i>Name</i>	<i>Abr</i>	<i>Nat</i>	<i>Time</i>	<i>Pnts</i>	>>
1	249	Fabio CASSINELLI (M30)	VGT	ITA	1:42.597	443	
2	244	Frazer WRIGHT (M35)	SHF	GBR	1:42.821	362	
3	248	Sean MCCONNELL (M30)	MERC	GER	1:43.987	295	
p	207	Simon WALLACE (M35)	AUS	AUS	--	196	penalty

Race 134, Group 1 (1 of 1)

<i>Fin</i>	<i>Nr</i>	<i>Name</i>	<i>Abr</i>	<i>Nat</i>	<i>Time</i>	<i>Pnts</i>	>>
1	218	Phil BROJAKA (M30)	NIRC	GBR	1:46.172	1000	
2	240	Matt ROWE (M35)	ALD	GBR	1:47.310	816	
3	202	Timothy DAVIDS (M35)	RSTC	AUS	1:48.740	666	
4	217	Peter ARMSTRONG (M35)	ALD	GBR	0.000	543	



Masters International Short Track Games

Sheffield

6th & 7th April 2017



Distance Classification 1000 metres Men 1

#	Name	Team	ISU	Fin		Time
Final Group 1						
1	218 Phil BROJAKA (M30)	NIRC	GBR	1	1000 1-1-1	1:40.478
2	240 Matt ROWE (M35)	ALD	GBR	2	816 2-1-2	1:41.087
3	202 Timothy DAVIDS (M35)	RSTC	AUS	3	666 2-2-3	1:41.477
4	217 Peter ARMSTRONG (M35)	ALD	GBR	4	543 1-2-4	1:40.853
Final Group 2						
5	249 Fabio CASSINELLI (M30)	VGT	ITA	1	443 2-3-1	1:42.597
6	244 Frazer WRIGHT (M35)	SHF	GBR	2	362 3-1-2	1:42.821
7	248 Sean MCCONNELL (M30)	MERC	GER	3	295 3-1-3	1:43.663
8	207 Simon WALLACE (M35)	AUS	AUS	P	196 4-2-P	1:44.357
Final Group 3						
9	252 Henk BOS (M35)	TRL	NED	1	196 1-P-1	1:43.756
10	208 Daniel YEOW (M30)	OSF	AUS	2	160 3-2-2	1:46.018
11	219 Adam BROWN (M35)	NIRC	GBR	3	130 4-3-3	1:46.564
12	212 Keven FITZPATRICK (M30)	CAN	CAN	4	106 4-3-4	1:47.494
13	254 Michael EGBERTS (M35)	STG	NED	5	86 5-4-5	1:51.349
14	215 Mark ROOP (M35)	CAN	CAN	6	70 5-4-6	2:14.698



Masters International Short Track Games

Sheffield

6th & 7th April 2017



Super Final 1000m SF Men 1

Race 147, Group 1 (1 of 1)

Fin	Nr	Name	Abr	Nat	Time	Pnts	>>
1	207	Simon WALLACE (M35)	AUS	AUS	1:42.592	241	
2	244	Frazer WRIGHT (M35)	SHF	GBR	1:44.588	196	
3	208	Daniel YEOW (M30)	OSF	AUS	1:45.356	160	
4	219	Adam BROWN (M35)	NIRC	GBR	1:46.016	130	
5	212	Keven FITZPATRICK (M30)	CAN	CAN	1:49.868	106	
6	254	Michael EGBERTS (M35)	STG	NED	1:51.068	86	
7	215	Mark ROOP (M35)	CAN	CAN	2:14.958	70	

Super Final 1500 m SF Men 1

Race 153, Group 1 (1 of 1)

Fin	Nr	Name	Abr	Nat	Time	Pnts	>>
1	218	Phil BROJAKA (M30)	NIRC	GBR	2:35.824	1000	
2	252	Henk BOS (M35)	TRL	NED	2:37.124	816	
3	240	Matt ROWE (M35)	ALD	GBR	2:37.772	666	
4	202	Timothy DAVIDS (M35)	RSTC	AUS	2:38.178	543	
5	217	Peter ARMSTRONG (M35)	ALD	GBR	2:38.270	443	
6	249	Fabio CASSINELLI (M30)	VGT	ITA	2:44.748	362	
7	248	Sean MCCONNELL (M30)	MERC	GER	2:46.290	295	

Distance Classification 1500 m SF Men 1

#	Name	Team	ISU	Fin	Time
Super Final Group 1					
1	218 Phil BROJAKA (M30)	NIRC	GBR	1 1000 1	2:35.824
2	252 Henk BOS (M35)	TRL	NED	2 816 2	2:37.124
3	240 Matt ROWE (M35)	ALD	GBR	3 666 3	2:37.772
4	202 Timothy DAVIDS (M35)	RSTC	AUS	4 543 4	2:38.178
5	217 Peter ARMSTRONG (M35)	ALD	GBR	5 443 5	2:38.270
6	249 Fabio CASSINELLI (M30)	VGT	ITA	6 362 6	2:44.748
7	248 Sean MCCONNELL (M30)	MERC	GER	7 295 7	2:46.290

Distance Classification 1000m SF Men 1

#	Name	Team	ISU	Fin	Time
Super Final Group 1					
1	207 Simon WALLACE (M35)	AUS	AUS	1 241 1	1:42.592
2	244 Frazer WRIGHT (M35)	SHF	GBR	2 196 2	1:44.588
3	208 Daniel YEOW (M30)	OSF	AUS	3 160 3	1:45.356
4	219 Adam BROWN (M35)	NIRC	GBR	4 130 4	1:46.016
5	212 Keven FITZPATRICK (M30)	CAN	CAN	5 106 5	1:49.868
6	254 Michael EGBERTS (M35)	STG	NED	6 86 6	1:51.068
7	215 Mark ROOP (M35)	CAN	CAN	7 70 7	2:14.958



Masters International Short Track Games

Sheffield

6th & 7th April 2017



Overall Classification Men 1

	#	Name	Team	ISU	FP	CDR		time
1	218	Phil BROJAKA (M30)	NIRC	GBR	4000	12	1-1-1-8-1	2:38.683
2	217	Peter ARMSTRONG (M35)	ALD	GBR	2468	22	2-3-4-8-5	2:39.551
3	240	Matt ROWE (M35)	ALD	GBR	2220	25	7-5-2-8-3	2:46.859
4	252	Henk BOS (M35)	TRL	NED	2190	27	6-2-9-8-2	2:43.123
5	202	Timothy DAVIDS (M35)	RSTC	AUS	2114	25	4-6-3-8-4	2:42.427
6	249	Fabio CASSINELLI (M30)	VGT	ITA	1766	29	3-7-5-8-6	2:41.833
7	248	Sean MCCONNELL (M30)	MERC	GER	1229	36	5-9-7-8-7	2:45.863
8	207	Simon WALLACE (M35)	AUS	AUS	1066	26	13-4-8-1	3:14.361
9	244	Frazer WRIGHT (M35)	SHF	GBR	1040	24	8-8-6-2	2:46.065
10	208	Daniel YEOW (M30)	OSF	AUS	586	35	12-10-10-3	2:48.987
11	219	Adam BROWN (M35)	NIRC	GBR	586	35	9-11-11-4	2:46.867
12	212	Keven FITZPATRICK (M30)	CAN	CAN	478	39	10-12-12-5	2:49.681
13	254	Michael EGBERTS (M35)	STG	NED	388	43	11-13-13-6	2:49.567
14	215	Mark ROOP (M35)	CAN	CAN	280	49	14-14-14-7	3:36.203



Masters International Short Track Games
Sheffield
6th & 7th April 2017



Helmet		MEN 1		Age						
Number	Country	Surname	First Name	Category	Distance 1	Distance 2	Distance 3	Super Final	TOTAL	RANK
218	GBR	BROJAKA	Phil	M30	1000	1000	1000	1000	4000	1
249	ITA	CASSINELLI	Fabio	M30	666	295	443	362	1766	2
248	GER	McCONNELL	Sean	M30	443	196	295	295	1229	3
208	AUS	YEOW	Daniel	M30	106	160	160	160	586	4
212	CAN	FITZPATRICK	Keven	M30	160	106	106	106	478	5
217	GBR	ARMSTRONG	Peter	M35	816	666	543	443	2468	1
240	GBR	ROWE	Matt	M35	295	443	816	666	2220	2
252	NED	BOS	Henk	M35	362	816	196	816	2190	3
202	AUS	DAVIDS	Tim	M35	543	362	666	543	2114	4
207	AUS	WALLACE	Simon	M35	86	543	196	241	1066	5
244	GBR	WRIGHT	Frazer	M35	241	241	362	196	1040	6
219	GBR	BROWN	Adam	M35	196	130	130	130	586	7
254	NED	EGBERTS	Michael	M35	130	86	86	86	388	8
215	CAN	ROOP	Mark	M35	70	70	70	70	280	9



Masters International Short Track Games

Sheffield

6th & 7th April 2017



Men 2

Competitors

Qualifying Schedule

Results

Classifications

Medal Tables



Masters International Short Track Games

Sheffield

6th & 7th April 2017



List of Competitors

Men 2

201	ANDERSON (M40)	Frank	WFIRC	AUS	STAUS11101197201
210	BINNS (M40)	Rob	CAN	CAN	STCAN11505197301
216	TRAVERSY (M40)	Yan	CAN	CAN	STCAN11004197501
220	CARR (M40)	Peter	ALD	GBR	STGBR13003197201
221	CARTER (M40)	Anton	ALD	GBR	STGBR12702197502
223	CAVIN (M40)	Ian	DSSC	GBR	STGBR10205197202
227	ELLIOTT (M40)	Greg	SHF	GBR	STGBR10507197501
233	LOGAN (M40)	Stewart	FVISC	GBR	STGBR11501197202
236	MCKENZIE (M40)	Mark	MIRC	GBR	STGBR10206197301
237	MITCHELL (M40)	Robert	MIRC	GBR	STGBR10906197202
238	MURRAY (M40)	Chris	NIRC	GBR	STGBR11712197501
241	SOMMA (M40)	David	GBR	GBR	STGBR10701197601
260	MIDJO (M40)	Frode	NOR	NOR	STNOR11202197402
262	RØSTE (M40)	Thomas	NOR	NOR	STNOR13012197401
264	VEZI (M40)	Victor	RSA	RSA	STRSA12203197301



Masters International Short Track Games

Sheffield

6th & 7th April 2017



Qualification Men 2

Men 2

(14 competitors)

April 6, 2017

10:28	10 - 11	2	Heats	1500	1+2+3 + 1x4	qualify for Final 1500 Group 1 others continue in Final 1500 Group 2
11:35	23	1	Final	1500		
11:40	24	1	Final	1500		qualify for Heats 500 Group 1
12:54	36 - 38	3	Heats	500	1+2 + 1x3	qualify for Semi Final 500 Group 1 others continue in Semi Final 500 Group 2
13:59	55 - 56	2	Semi Final	500	1 + 1x2	qualify for Final 500 Group 2 others continue in Final 500 Group 3
14:05	57 - 58	2	Semi Final	500	1+2 + 1x3	qualify for Final 500 Group 1 others continue in Final 500 Group 2
15:13	75	1	Final	500		
15:16	76	1	Final	500		
15:19	77	1	Final	500		qualify for Heats 1000 Group 1

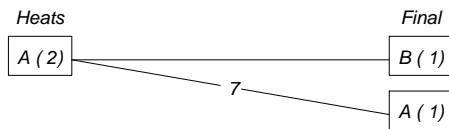
16:10	89 - 91	3	Heats	1000	1+2 + 1x3	qualify for Semi Final 1000 Group 1 others continue in Semi Final 1000 Group 2
-------	---------	---	-------	------	-----------	---

April 7, 2017

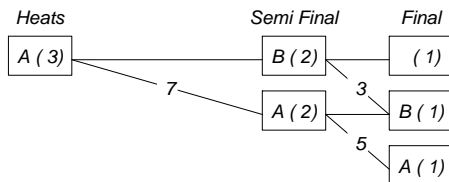
12:12	116 - 117	2	Semi Final	1000	1 + 1x2	qualify for Final 1000 Group 2 others continue in Final 1000 Group 3
12:20	118 - 119	2	Semi Final	1000	1+2 + 1x3	qualify for Final 1000 Group 1 others continue in Final 1000 Group 2
13:33	135	1	Final	1000		
13:37	136	1	Final	1000		
13:40	137	1	Final	1000		qualify for Super Final 15SF Group 1

14:32	148	1	Super Final	10SF		
14:54	154	1	Super Final	15SF		

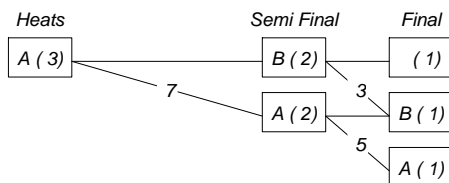
1500



500



1000





Masters International Short Track Games

Sheffield

6th & 7th April 2017



Heats 1500 metres Men 2

Race 10, Group 1 (1 of 2)

Fin	Nr	Name	Abr	Nat	Time	Pnts	>>
1	237	Robert MITCHELL (M40)	MIRC	GBR	2:42.955		Q
2	260	Frode MIDJO (M40)	NOR	NOR	2:45.891		Q
3	201	Frank ANDERSON (M40)	WFIRC	AUS	2:48.777		Q
4	221	Anton CARTER (M40)	ALD	GBR	2:48.833		
5	241	David SOMMA (M40)	GBR	GBR	2:52.239		
6	216	Yan TRAVERSY (M40)	CAN	CAN	2:53.997		adv
7	227	Greg ELLIOTT (M40)	SHF	GBR	2:59.529		

Race 11, Group 1 (2 of 2)

Fin	Nr	Name	Abr	Nat	Time	Pnts	>>
1	220	Peter CARR (M40)	ALD	GBR	2:44.092		Q
2	262	Thomas ROSTE (M40)	NOR	NOR	2:45.406		Q
3	210	Rob BINNS (M40)	CAN	CAN	2:46.416		Q
4	233	Stewart LOGAN (M40)	FVISC	GBR	2:46.454		q
5	223	Ian CAVIN (M40)	DSSC	GBR	2:46.462		
6	236	Mark MCKENZIE (M40)	MIRC	GBR	2:48.362		
7	238	Chris MURRAY (M40)	NIRC	GBR	2:52.436		
8	264	Victor VEZI (M40)	RSA	RSA	2:59.848		

Final 1500 metres Men 2

Race 23, Group 2 (1 of 1)

Fin	Nr	Name	Abr	Nat	Time	Pnts	>>
1	227	Greg ELLIOTT (M40)	SHF	GBR	2:51.509	196	
2	223	Ian CAVIN (M40)	DSSC	GBR	2:55.513	160	
3	236	Mark MCKENZIE (M40)	MIRC	GBR	2:58.599	130	
4	238	Chris MURRAY (M40)	NIRC	GBR	2:58.969	106	
5	221	Anton CARTER (M40)	ALD	GBR	3:05.715	86	
6	241	David SOMMA (M40)	GBR	GBR	3:06.165	70	
7	264	Victor VEZI (M40)	RSA	RSA	3:09.137	57	

Race 24, Group 1 (1 of 1)

Fin	Nr	Name	Abr	Nat	Time	Pnts	>>
1	237	Robert MITCHELL (M40)	MIRC	GBR	2:44.095	1000	
2	220	Peter CARR (M40)	ALD	GBR	2:45.503	816	
3	260	Frode MIDJO (M40)	NOR	NOR	2:47.201	666	
4	262	Thomas ROSTE (M40)	NOR	NOR	2:47.419	543	
5	210	Rob BINNS (M40)	CAN	CAN	2:49.653	443	
6	233	Stewart LOGAN (M40)	FVISC	GBR	2:53.767	362	
7	216	Yan TRAVERSY (M40)	CAN	CAN	2:54.839	295	
8	201	Frank ANDERSON (M40)	WFIRC	AUS	2:57.179	241	



Masters International Short Track Games

Sheffield

6th & 7th April 2017



Distance Classification 1500 metres Men 2

#	Name	Team	ISU	Fin		Time
Final Group 1						
1	237 Robert MITCHELL (M40)	MIRC	GBR	1	1000 1-1	2:42.955
2	220 Peter CARR (M40)	ALD	GBR	2	816 1-2	2:44.092
3	260 Frode MIDJO (M40)	NOR	NOR	3	666 2-3	2:45.891
4	262 Thomas ROSTE (M40)	NOR	NOR	4	543 2-4	2:45.406
5	210 Rob BINNS (M40)	CAN	CAN	5	443 3-5	2:46.416
6	233 Stewart LOGAN (M40)	FVISC	GBR	6	362 4-6	2:46.454
7	216 Yan TRAVERSY (M40)	CAN	CAN	7	295 6-7	2:53.997
8	201 Frank ANDERSON (M40)	WFIRC	AUS	8	241 3-8	2:48.777
Final Group 2						
9	227 Greg ELLIOTT (M40)	SHF	GBR	1	196 7-1	2:51.509
10	223 Ian CAVIN (M40)	DSSC	GBR	2	160 5-2	2:46.462
11	236 Mark MCKENZIE (M40)	MIRC	GBR	3	130 6-3	2:48.362
12	238 Chris MURRAY (M40)	NIRC	GBR	4	106 7-4	2:52.436
13	221 Anton CARTER (M40)	ALD	GBR	5	86 4-5	2:48.833
14	241 David SOMMA (M40)	GBR	GBR	6	70 5-6	2:52.239
15	264 Victor VEZI (M40)	RSA	RSA	7	57 8-7	2:59.848



Masters International Short Track Games

Sheffield

6th & 7th April 2017



Heats 500 metres Men 2

Race 36, Group 1 (1 of 3)

Fin	Nr	Name	Abr	Nat	Time	Pnts	>>
1	220	Peter CARR (M40)	ALD	GBR	49.198	Q	
2	262	Thomas ROSTE (M40)	NOR	NOR	50.240	Q	
3	201	Frank ANDERSON (M40)	WFIRC	AUS	52.084	q	
4	241	David SOMMA (M40)	GBR	GBR	57.940		
5	236	Mark MCKENZIE (M40)	MIRC	GBR	58.120		

Race 37, Group 1 (2 of 3)

Fin	Nr	Name	Abr	Nat	Time	Pnts	>>
1	237	Robert MITCHELL (M40)	MIRC	GBR	48.429	Q	
2	216	Yan TRAVERSY (M40)	CAN	CAN	49.687	Q	
3	233	Stewart LOGAN (M40)	FVISC	GBR	52.419		
4	238	Chris MURRAY (M40)	NIRC	GBR	54.351		
5	221	Anton CARTER (M40)	ALD	GBR	54.865		

Race 38, Group 1 (3 of 3)

Fin	Nr	Name	Abr	Nat	Time	Pnts	>>
1	260	Frode MIDJO (M40)	NOR	NOR	49.750	Q	
2	210	Rob BINNS (M40)	CAN	CAN	51.184	Q	
3	223	Ian CAVIN (M40)	DSSC	GBR	53.090		
4	264	Victor VEZI (M40)	RSA	RSA	57:00.000		
p	227	Greg ELLIOTT (M40)	SHF	GBR	--		penalty

Semi Final 500 metres Men 2

Race 55, Group 2 (1 of 2)

Fin	Nr	Name	Abr	Nat	Time	Pnts	>>
1	227	Greg ELLIOTT (M40)	SHF	GBR	50.985	Q	
2	233	Stewart LOGAN (M40)	FVISC	GBR	53.247	q	
3	238	Chris MURRAY (M40)	NIRC	GBR	54.659		
4	221	Anton CARTER (M40)	ALD	GBR	55.973		

Race 56, Group 2 (2 of 2)

Fin	Nr	Name	Abr	Nat	Time	Pnts	>>
1	223	Ian CAVIN (M40)	DSSC	GBR	52.929	Q	
2	236	Mark MCKENZIE (M40)	MIRC	GBR	56.843		
3	264	Victor VEZI (M40)	RSA	RSA	57.243		
ns	241	David SOMMA (M40)	GBR	GBR	--		dns

Race 57, Group 1 (1 of 2)

Fin	Nr	Name	Abr	Nat	Time	Pnts	>>
1	237	Robert MITCHELL (M40)	MIRC	GBR	48.819	Q	
2	262	Thomas ROSTE (M40)	NOR	NOR	50.499	Q	
3	210	Rob BINNS (M40)	CAN	CAN	50.815		

Race 58, Group 1 (2 of 2)

Fin	Nr	Name	Abr	Nat	Time	Pnts	>>
1	216	Yan TRAVERSY (M40)	CAN	CAN	49.529	Q	
2	220	Peter CARR (M40)	ALD	GBR	49.611	Q	
3	260	Frode MIDJO (M40)	NOR	NOR	49.697	q	
4	201	Frank ANDERSON (M40)	WFIRC	AUS	53.461		



Masters International Short Track Games

Sheffield

6th & 7th April 2017



Final 500 metres Men 2 (...)

Race 75, Group 3 (1 of 1)

<i>Fin</i>	<i>Nr</i>	<i>Name</i>	<i>Abr</i>	<i>Nat</i>	Time	Pnts	>>
1	238	Chris MURRAY (M40)	NIRC	GBR	54.396	130	
2	221	Anton CARTER (M40)	ALD	GBR	55.498	106	
3	264	Victor VEZI (M40)	RSA	RSA	56.372	86	
4	236	Mark MCKENZIE (M40)	MIRC	GBR	56.708	70	

Race 76, Group 2 (1 of 1)

<i>Fin</i>	<i>Nr</i>	<i>Name</i>	<i>Abr</i>	<i>Nat</i>	Time	Pnts	>>
1	223	Ian CAVIN (M40)	DSSC	GBR	50.296	362	
2	227	Greg ELLIOTT (M40)	SHF	GBR	50.728	295	
3	210	Rob BINNS (M40)	CAN	CAN	51.074	241	
4	233	Stewart LOGAN (M40)	FVISC	GBR	52.632	196	
5	201	Frank ANDERSON (M40)	WFIRC	AUS	52.680	160	

Race 77, Group 1 (1 of 1)

<i>Fin</i>	<i>Nr</i>	<i>Name</i>	<i>Abr</i>	<i>Nat</i>	Time	Pnts	>>
1	237	Robert MITCHELL (M40)	MIRC	GBR	48.268	1000	
2	260	Frode MIDJO (M40)	NOR	NOR	49.418	816	
3	262	Thomas ROSTE (M40)	NOR	NOR	50.454	666	
4	220	Peter CARR (M40)	ALD	GBR	50.550	543	
5	216	Yan TRAVERSY (M40)	CAN	CAN	1:09.450	443	



Masters International Short Track Games

Sheffield

6th & 7th April 2017



Distance Classification 500 metres Men 2

#	Name	Team	ISU	Fin		Time
Final Group 1						
1	237 Robert MITCHELL (M40)	MIRC	GBR	1	1000 1-1-1	48.268
2	260 Frode MIDJO (M40)	NOR	NOR	2	816 1-3-2	49.418
3	262 Thomas ROSTE (M40)	NOR	NOR	3	666 2-2-3	50.240
4	220 Peter CARR (M40)	ALD	GBR	4	543 1-2-4	49.198
5	216 Yan TRAVERSY (M40)	CAN	CAN	5	443 2-1-5	49.529
Final Group 2						
6	223 Ian CAVIN (M40)	DSSC	GBR	1	362 3-1-1	50.296
7	227 Greg ELLIOTT (M40)	SHF	GBR	2	295 P-1-2	50.728
8	210 Rob BINNS (M40)	CAN	CAN	3	241 2-3-3	50.815
9	233 Stewart LOGAN (M40)	FVISC	GBR	4	196 3-2-4	52.419
10	201 Frank ANDERSON (M40)	WFIRC	AUS	5	160 3-4-5	52.084
Final Group 3						
11	238 Chris MURRAY (M40)	NIRC	GBR	1	130 4-3-1	54.351
12	221 Anton CARTER (M40)	ALD	GBR	2	106 5-4-2	54.865
13	264 Victor VEZI (M40)	RSA	RSA	3	86 4-3-3	56.372
14	236 Mark MCKENZIE (M40)	MIRC	GBR	4	70 5-2-4	56.708
Semi Final Group 2						
15	241 David SOMMA (M40)	GBR	GBR	NS	4-NS	57.940



Masters International Short Track Games

Sheffield

6th & 7th April 2017



Heats 1000 metres Men 2

Race 89, Group 1 (1 of 3)

Fin	Nr	Name	Abr	Nat	Time	Pnts	>>
1	237	Robert MITCHELL (M40)	MIRC	GBR	1:43.274	Q	
2	210	Rob BINNS (M40)	CAN	CAN	1:45.450	Q	
3	233	Stewart LOGAN (M40)	FVISC	GBR	1:50.976		
4	238	Chris MURRAY (M40)	NIRC	GBR	1:52.968		
5	221	Anton CARTER (M40)	ALD	GBR	1:54.350		

Race 90, Group 1 (2 of 3)

Fin	Nr	Name	Abr	Nat	Time	Pnts	>>
1	260	Frode MIDJO (M40)	NOR	NOR	1:46.408	Q	
2	216	Yan TRAVERSY (M40)	CAN	CAN	1:47.210	Q	
3	236	Mark MCKENZIE (M40)	MIRC	GBR	1:56.826		
4	264	Victor VEZI (M40)	RSA	RSA	1:59.142		
p	223	Ian CAVIN (M40)	DSSC	GBR	--		penalty

Race 91, Group 1 (3 of 3)

Fin	Nr	Name	Abr	Nat	Time	Pnts	>>
1	220	Peter CARR (M40)	ALD	GBR	1:42.864	Q	
2	262	Thomas ROSTE (M40)	NOR	NOR	1:43.058	Q	
3	227	Greg ELLIOTT (M40)	SHF	GBR	1:43.628	q	
4	201	Frank ANDERSON (M40)	WFIRC	AUS	1:51.296		
ns	241	David SOMMA (M40)	GBR	GBR	--		dns

Semi Final 1000 metres Men 2

Race 116, Group 2 (1 of 2)

Fin	Nr	Name	Abr	Nat	Time	Pnts	>>
1	223	Ian CAVIN (M40)	DSSC	GBR	1:49.221	Q	
2	201	Frank ANDERSON (M40)	WFIRC	AUS	1:53.529	q	
3	238	Chris MURRAY (M40)	NIRC	GBR	1:54.227		
4	264	Victor VEZI (M40)	RSA	RSA	2:00.889		

Race 117, Group 2 (2 of 2)

Fin	Nr	Name	Abr	Nat	Time	Pnts	>>
1	233	Stewart LOGAN (M40)	FVISC	GBR	1:54.136	Q	
2	221	Anton CARTER (M40)	ALD	GBR	1:54.744		
3	236	Mark MCKENZIE (M40)	MIRC	GBR	1:56.824		

Race 118, Group 1 (1 of 2)

Fin	Nr	Name	Abr	Nat	Time	Pnts	>>
1	237	Robert MITCHELL (M40)	MIRC	GBR	1:39.773	Q	
2	262	Thomas ROSTE (M40)	NOR	NOR	1:42.133	Q	
3	216	Yan TRAVERSY (M40)	CAN	CAN	1:42.675	q	

Race 119, Group 1 (2 of 2)

Fin	Nr	Name	Abr	Nat	Time	Pnts	>>
1	220	Peter CARR (M40)	ALD	GBR	1:44.166	Q	
2	227	Greg ELLIOTT (M40)	SHF	GBR	1:44.356	Q	
3	210	Rob BINNS (M40)	CAN	CAN	1:47.716		
4	260	Frode MIDJO (M40)	NOR	NOR	--		



Masters International Short Track Games

Sheffield

6th & 7th April 2017



Final 1000 metres Men 2 (...)

Race 135, Group 3 (1 of 1)

<i>Fin</i>	<i>Nr</i>	<i>Name</i>	<i>Abr</i>	<i>Nat</i>	<i>Time</i>	<i>Pnts</i>	<i>>></i>
1	238	Chris MURRAY (M40)	NIRC	GBR	1:54.167	130	
2	236	Mark MCKENZIE (M40)	MIRC	GBR	1:54.999	106	
3	221	Anton CARTER (M40)	ALD	GBR	1:55.301	86	
4	264	Victor VEZI (M40)	RSA	RSA	1:59.311	70	

Race 136, Group 2 (1 of 1)

<i>Fin</i>	<i>Nr</i>	<i>Name</i>	<i>Abr</i>	<i>Nat</i>	<i>Time</i>	<i>Pnts</i>	<i>>></i>
1	260	Frode MIDJO (M40)	NOR	NOR	1:44.997	362	
2	223	Ian CAVIN (M40)	DSSC	GBR	1:45.147	295	
3	210	Rob BINNS (M40)	CAN	CAN	1:45.195	241	
4	233	Stewart LOGAN (M40)	FVISC	GBR	1:49.855	196	
5	201	Frank ANDERSON (M40)	WFIRC	AUS	1:50.217	160	

Race 137, Group 1 (1 of 1)

<i>Fin</i>	<i>Nr</i>	<i>Name</i>	<i>Abr</i>	<i>Nat</i>	<i>Time</i>	<i>Pnts</i>	<i>>></i>
1	237	Robert MITCHELL (M40)	MIRC	GBR	1:42.219	1000	
2	227	Greg ELLIOTT (M40)	SHF	GBR	1:45.179	816	
3	262	Thomas ROSTE (M40)	NOR	NOR	1:45.351	666	
4	216	Yan TRAVERSY (M40)	CAN	CAN	1:48.087	543	
5	220	Peter CARR (M40)	ALD	GBR	--	443	



Masters International Short Track Games

Sheffield

6th & 7th April 2017



Distance Classification 1000 metres Men 2

#	Name	Team	ISU	Fin		Time
Final Group 1						
1	237 Robert MITCHELL (M40)	MIRC	GBR	1	1000 1-1-1	1:39.773
2	227 Greg ELLIOTT (M40)	SHF	GBR	2	816 3-2-2	1:43.628
3	262 Thomas ROSTE (M40)	NOR	NOR	3	666 2-2-3	1:42.133
4	216 Yan TRAVERSY (M40)	CAN	CAN	4	543 2-3-4	1:42.675
5	220 Peter CARR (M40)	ALD	GBR	5	443 1-1-5	1:42.864
Final Group 2						
6	260 Frode MIDJO (M40)	NOR	NOR	1	362 1-4-1	1:44.997
7	223 Ian CAVIN (M40)	DSSC	GBR	2	295 P-1-2	1:45.147
8	210 Rob BINNS (M40)	CAN	CAN	3	241 2-3-3	1:45.195
9	233 Stewart LOGAN (M40)	FVISC	GBR	4	196 3-1-4	1:49.855
10	201 Frank ANDERSON (M40)	WFIRC	AUS	5	160 4-2-5	1:50.217
Final Group 3						
11	238 Chris MURRAY (M40)	NIRC	GBR	1	130 4-3-1	1:52.968
12	236 Mark MCKENZIE (M40)	MIRC	GBR	2	106 3-3-2	1:54.999
13	221 Anton CARTER (M40)	ALD	GBR	3	86 5-2-3	1:54.350
14	264 Victor VEZI (M40)	RSA	RSA	4	70 4-4-4	1:59.142



Masters International Short Track Games

Sheffield

6th & 7th April 2017



Super Final 1000m SF Men 2

Race 148, Group 1 (1 of 1)

Fin	Nr	Name	Abr	Nat	Time	Pnts	>>
1	223	Ian CAVIN (M40)	DSSC	GBR	1:48.435	241	
2	233	Stewart LOGAN (M40)	FVISC	GBR	1:51.699	196	
3	201	Frank ANDERSON (M40)	WFIRC	AUS	1:51.857	160	
4	238	Chris MURRAY (M40)	NIRC	GBR	1:53.483	130	
5	264	Victor VEZI (M40)	RSA	RSA	1:56.085	106	
6	236	Mark MCKENZIE (M40)	MIRC	GBR	1:58.995	86	
7	221	Anton CARTER (M40)	ALD	GBR	--	70	

Super Final 1500 m SF Men 2

Race 154, Group 1 (1 of 1)

Fin	Nr	Name	Abr	Nat	Time	Pnts	>>
1	237	Robert MITCHELL (M40)	MIRC	GBR	2:41.881	1000	
2	220	Peter CARR (M40)	ALD	GBR	2:43.693	816	
3	262	Thomas ROSTE (M40)	NOR	NOR	2:46.091	666	
4	210	Rob BINNS (M40)	CAN	CAN	2:47.005	543	
5	227	Greg ELLIOTT (M40)	SHF	GBR	2:50.187	443	
6	216	Yan TRAVERSY (M40)	CAN	CAN	2:57.501	362	
7	260	Frode MIDJO (M40)	NOR	NOR	--	295	

Distance Classification 1500 m SF Men 2

#	Name	Team	ISU	Fin	Time
Super Final Group 1					
1	237 Robert MITCHELL (M40)	MIRC	GBR	1 1000 1	2:41.881
2	220 Peter CARR (M40)	ALD	GBR	2 816 2	2:43.693
3	262 Thomas ROSTE (M40)	NOR	NOR	3 666 3	2:46.091
4	210 Rob BINNS (M40)	CAN	CAN	4 543 4	2:47.005
5	227 Greg ELLIOTT (M40)	SHF	GBR	5 443 5	2:50.187
6	216 Yan TRAVERSY (M40)	CAN	CAN	6 362 6	2:57.501
7	260 Frode MIDJO (M40)	NOR	NOR	7 295 7	0.000

Distance Classification 1000m SF Men 2

#	Name	Team	ISU	Fin	Time
Super Final Group 1					
1	223 Ian CAVIN (M40)	DSSC	GBR	1 241 1	1:48.435
2	233 Stewart LOGAN (M40)	FVISC	GBR	2 196 2	1:51.699
3	201 Frank ANDERSON (M40)	WFIRC	AUS	3 160 3	1:51.857
4	238 Chris MURRAY (M40)	NIRC	GBR	4 130 4	1:53.483
5	264 Victor VEZI (M40)	RSA	RSA	5 106 5	1:56.085
6	236 Mark MCKENZIE (M40)	MIRC	GBR	6 86 6	1:58.995
7	221 Anton CARTER (M40)	ALD	GBR	7 70 7	0.000



Masters International Short Track Games

Sheffield

6th & 7th April 2017



Overall Classification Men 2

	#	Name	Team	ISU	FP	CDR		time
1	237	Robert MITCHELL (M40)	MIRC	GBR	4000	12	1-1-1-8-1	2:42.955
2	220	Peter CARR (M40)	ALD	GBR	2618	21	2-4-5-8-2	2:44.092
3	262	Thomas ROSTE (M40)	NOR	NOR	2541	21	4-3-3-8-3	2:45.406
4	260	Frode MIDJO (M40)	NOR	NOR	2139	26	3-2-6-8-7	2:45.891
5	227	Greg ELLIOTT (M40)	SHF	GBR	1750	31	9-7-2-8-5	2:51.509
6	216	Yan TRAVERSY (M40)	CAN	CAN	1643	30	7-5-4-8-6	2:53.997
7	210	Rob BINNS (M40)	CAN	CAN	1468	33	5-8-8-8-4	2:46.416
8	223	Ian CAVIN (M40)	DSSC	GBR	1058	24	10-6-7-1	2:46.462
9	233	Stewart LOGAN (M40)	FVISC	GBR	950	26	6-9-9-2	2:46.454
10	201	Frank ANDERSON (M40)	WFIRC	AUS	721	31	8-10-10-3	2:48.777
11	238	Chris MURRAY (M40)	NIRC	GBR	496	38	12-11-11-4	2:52.436
12	236	Mark MCKENZIE (M40)	MIRC	GBR	392	43	11-14-12-6	2:48.362
13	221	Anton CARTER (M40)	ALD	GBR	348	45	13-12-13-7	2:48.833
14	264	Victor VEZI (M40)	RSA	RSA	319	47	15-13-14-5	2:59.848
15	241	David SOMMA (M40)	GBR	GBR	70	53	14-15-16-8	2:52.239



Masters International Short Track Games

Sheffield

6th & 7th April 2017



Helmet		MEN 2		Age						
Number	Country	Surname	First Name	Category	Distance 1	Distance 2	Distance 3	Super Final	TOTAL	RANK
237	GBR	MITCHELL	Robert	M40	1000	1000	1000	1000	4000	1
220	GBR	CARR	Peter	M40	816	543	443	816	2618	2
262	NOR	RØSTE	Thomas	M40	543	666	666	666	2541	3
260	NOR	MIDJO	Frode	M40	666	816	362	295	2139	4
227	GBR	ELLIOTT	Greg	M40	196	295	816	443	1750	5
216	CAN	TRAVERSY	Yan	M40	295	443	543	362	1643	6
210	CAN	BINNS	Rob	M40	443	241	241	543	1468	7
223	GBR	CAVIN	Ian	M40	160	362	295	241	1058	8
233	GBR	LOGAN	Stewart	M40	362	196	196	196	950	9
201	AUS	ANDERSON	Frank	M40	241	160	160	160	721	10
238	GBR	MURRAY	Chris	M40	106	130	130	130	496	11
236	GBR	McKENZIE	Mark	M40	130	70	106	86	392	12
221	GBR	CARTER	Anton	M40	86	106	86	70	348	13
264	RSA	VEZI	Victor	M40	57	86	70	106	319	14
241	GBR	SOMMA	David	M40	70	0	0	0	70	15



Masters International Short Track Games

Sheffield

6th & 7th April 2017



Men 3

Competitors

Qualifying Schedule

Results

Classifications

Medal Tables



Masters International Short Track Games

Sheffield

6th & 7th April 2017



List of Competitors

Men 3

209	BEAUDRY (M45)	Martin	CAN	CAN	STCAN12510196901
214	LAROUCHE (M45)	Alexandre	CAN	CAN	STCAN12111197001
226	DOBBIE (M45)	Alan	FALK	GBR	STGBR10709196601
229	HILL SNR. (M45)	Adam	MIRC	GBR	STGBR12807196901
230	HUMBER (M45)	Steve	MIRC	GBR	STGBR11312196601
232	LOGAN (M45)	Brian	FVISC	GBR	STGBR12712196802
234	MAYNARD (M45)	Michael	ALD	GBR	STGBR11104196801
246	BUSHELL (M45)	Guy	GBR	GBR	STGBR11003196801
255	NEVEN (M45)	Ard	IJA	NED	STNED10407197001
256	VAN DEN OUTENAAR (M45)	Ardon	SVU	NED	STNED10409196701
258	FJELNSETH (M45)	Bjørn	NOR	NOR	STNOR12709196701



Masters International Short Track Games

Sheffield

6th & 7th April 2017



Qualification Men 3

Men 3

(11 competitors)

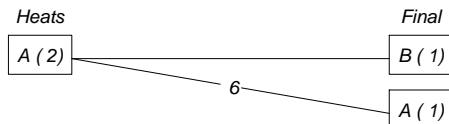
April 6, 2017

10:38	12 - 13	2	Heats	1500	1+2+3	qualify for Final 1500 Group 1 others continue in Final 1500 Group 2
11:45	25	1	Final	1500		
11:50	26	1	Final	1500		qualify for Heats 500 Group 3
13:02	39 - 40	2	Heats	500	1+2+3	qualify for Final 500 Group 1 others continue in Final 500 Group 2
14:11	59	1	Final	500		
14:14	60	1	Final	500		qualify for Heats 777 Group 1
15:32	81 - 82	2	Heats	777	1+2+3	qualify for Final 777 Group 1 others continue in Final 777 Group 2
16:21	92	1	Final	777		
16:25	93	1	Final	777		qualify for Heats 1000 Group 1

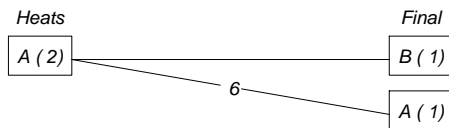
April 7, 2017

12:28	120 - 121	2	Heats	1000	1+2+3	qualify for Final 1000 Group 1 others continue in Final 1000 Group 2
13:44	138	1	Final	1000		
13:49	139	1	Final	1000		qualify for Super Final 15SF Group 1
14:35	149	1	Super Final	10SF		
14:59	155	1	Super Final	15SF		

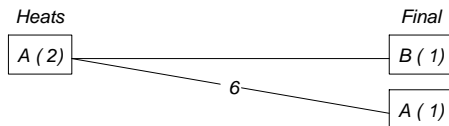
1500



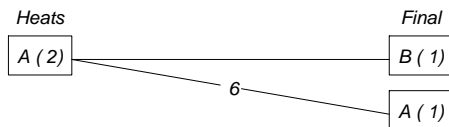
500



777



1000





Masters International Short Track Games

Sheffield

6th & 7th April 2017



Heats 1500 metres Men 3

Race 12, Group 1 (1 of 2)

Fin	Nr	Name	Abr	Nat	Time	Pnts	>>
1	230	Steve HUMBER (M45)	MIRC	GBR	2:58.043	Q	
2	226	Alan DOBBIE (M45)	FALK	GBR	2:58.633	Q	
3	229	Adam HILL SNR. (M45)	MIRC	GBR	3:12.863	Q	
4	234	Michael MAYNARD (M45)	ALD	GBR	3:27.259		
5	214	Alexandre LAROUCHE (M45)	CAN	CAN	3:28.781		
6	232	Brian LOGAN (M45)	FVISC	GBR	3:50.781		

Race 13, Group 1 (2 of 2)

Fin	Nr	Name	Abr	Nat	Time	Pnts	>>
1	209	Martin BEAUDRY (M45)	CAN	CAN	2:59.822	Q	
2	246	Guy BUSHHELL (M45)	GBR	GBR	3:04.788	Q	
3	255	Ard NEVEN (M45)	IJA	NED	3:04.962	Q	
4	256	Ardon VAN DEN OUTENAAR (M45)	SVU	NED	3:09.534		
5	258	Bjorn FJELNSETH (M45)	NOR	NOR	3:20.606		

Final 1500 metres Men 3

Race 25, Group 2 (1 of 1)

Fin	Nr	Name	Abr	Nat	Time	Pnts	>>
1	256	Ardon VAN DEN OUTENAAR (M45)	SVU	NED	3:10.060	295	
2	258	Bjorn FJELNSETH (M45)	NOR	NOR	3:16.300	241	
3	214	Alexandre LAROUCHE (M45)	CAN	CAN	3:19.696	196	
4	234	Michael MAYNARD (M45)	ALD	GBR	3:24.296	160	
5	232	Brian LOGAN (M45)	FVISC	GBR	3:45.038	130	

Race 26, Group 1 (1 of 1)

Fin	Nr	Name	Abr	Nat	Time	Pnts	>>
1	209	Martin BEAUDRY (M45)	CAN	CAN	2:46.798	1000	
2	226	Alan DOBBIE (M45)	FALK	GBR	2:47.750	816	
3	230	Steve HUMBER (M45)	MIRC	GBR	2:49.754	666	
4	246	Guy BUSHHELL (M45)	GBR	GBR	2:53.576	543	
5	255	Ard NEVEN (M45)	IJA	NED	2:58.254	443	
6	229	Adam HILL SNR. (M45)	MIRC	GBR	3:15.502	362	

Distance Classification 1500 metres Men 3

#	Name	Team	ISU	Fin	Time
Final Group 1					
1	209	Martin BEAUDRY (M45)	CAN	CAN	1 1000 1-1 2:46.798
2	226	Alan DOBBIE (M45)	FALK	GBR	2 816 2-2 2:47.750
3	230	Steve HUMBER (M45)	MIRC	GBR	3 666 1-3 2:49.754
4	246	Guy BUSHHELL (M45)	GBR	GBR	4 543 2-4 2:53.576
5	255	Ard NEVEN (M45)	IJA	NED	5 443 3-5 2:58.254
6	229	Adam HILL SNR. (M45)	MIRC	GBR	6 362 3-6 3:12.863
Final Group 2					
7	256	Ardon VAN DEN OUTENAAR (M45)	SVU	NED	1 295 4-1 3:09.534
8	258	Bjorn FJELNSETH (M45)	NOR	NOR	2 241 5-2 3:16.300
9	214	Alexandre LAROUCHE (M45)	CAN	CAN	3 196 5-3 3:19.696
10	234	Michael MAYNARD (M45)	ALD	GBR	4 160 4-4 3:24.296
11	232	Brian LOGAN (M45)	FVISC	GBR	5 130 6-5 3:45.038



Masters International Short Track Games

Sheffield

6th & 7th April 2017



Heats 500 metres Men 3

Race 39, Group 1 (1 of 2)

Fin	Nr	Name	Abr	Nat	Time	Pnts	>>
1	209	Martin BEAUDRY (M45)	CAN	CAN	48.642	Q	
2	230	Steve HUMBER (M45)	MIRC	GBR	52.516	Q	
3	255	Ard NEVEN (M45)	IJA	NED	57.014	Q	
4	258	Bjorn FJELNSETH (M45)	NOR	NOR	57.522		
5	234	Michael MAYNARD (M45)	ALD	GBR	1:00.848		
6	232	Brian LOGAN (M45)	FVISC	GBR	1:05.905		

Race 40, Group 1 (2 of 2)

Fin	Nr	Name	Abr	Nat	Time	Pnts	>>
1	226	Alan DOBBIE (M45)	FALK	GBR	53.023	Q	
2	246	Guy BUSHELL (M45)	GBR	GBR	53.671	Q	
3	256	Ardon VAN DEN OUTENAAR (M45)	SVU	NED	55.067	Q	
4	229	Adam HILL SNR. (M45)	MIRC	GBR	57.287		
5	214	Alexandre LAROUCHE (M45)	CAN	CAN	59.585		

Final 500 metres Men 3

Race 59, Group 2 (1 of 1)

Fin	Nr	Name	Abr	Nat	Time	Pnts	>>
1	258	Bjorn FJELNSETH (M45)	NOR	NOR	57.536	295	
2	229	Adam HILL SNR. (M45)	MIRC	GBR	57.574	241	
3	234	Michael MAYNARD (M45)	ALD	GBR	59.614	196	
4	214	Alexandre LAROUCHE (M45)	CAN	CAN	1:01.458	160	
5	232	Brian LOGAN (M45)	FVISC	GBR	1:05.210	130	

Race 60, Group 1 (1 of 1)

Fin	Nr	Name	Abr	Nat	Time	Pnts	>>
1	209	Martin BEAUDRY (M45)	CAN	CAN	48.887	1000	
2	226	Alan DOBBIE (M45)	FALK	GBR	52.077	816	
3	230	Steve HUMBER (M45)	MIRC	GBR	52.121	666	
4	246	Guy BUSHELL (M45)	GBR	GBR	52.285	543	
5	256	Ardon VAN DEN OUTENAAR (M45)	SVU	NED	54.779	443	
6	255	Ard NEVEN (M45)	IJA	NED	54.809	362	

Distance Classification 500 metres Men 3

#	Name	Team	ISU	Fin	Time
Final Group 1					
1	209 Martin BEAUDRY (M45)	CAN	CAN	1	1000 1-1 48.642
2	226 Alan DOBBIE (M45)	FALK	GBR	2	816 1-2 52.077
3	230 Steve HUMBER (M45)	MIRC	GBR	3	666 2-3 52.121
4	246 Guy BUSHELL (M45)	GBR	GBR	4	543 2-4 52.285
5	256 Ardon VAN DEN OUTENAAR (M45)	SVU	NED	5	443 3-5 54.779
6	255 Ard NEVEN (M45)	IJA	NED	6	362 3-6 54.809
Final Group 2					
7	258 Bjorn FJELNSETH (M45)	NOR	NOR	1	295 4-1 57.522
8	229 Adam HILL SNR. (M45)	MIRC	GBR	2	241 4-2 57.287
9	234 Michael MAYNARD (M45)	ALD	GBR	3	196 5-3 59.614
10	214 Alexandre LAROUCHE (M45)	CAN	CAN	4	160 5-4 59.585
11	232 Brian LOGAN (M45)	FVISC	GBR	5	130 6-5 1:05.210



Masters International Short Track Games

Sheffield

6th & 7th April 2017



Heats 777 metres Men 3

Race 81, Group 1 (1 of 2)

Fin	Nr	Name	Abr	Nat	Time	Pnts	>>
1	226	Alan DOBBIE (M45)	FALK	GBR	1:23.427		Q
2	230	Steve HUMBER (M45)	MIRC	GBR	1:23.683		Q
3	256	Ardon VAN DEN OUTENAAR (M45)	SVU	NED	1:27.605		Q
4	229	Adam HILL SNR. (M45)	MIRC	GBR	1:30.307		
5	214	Alexandre LAROUCHE (M45)	CAN	CAN	1:37.941		
6	232	Brian LOGAN (M45)	FVISC	GBR	1:48.967		

Race 82, Group 1 (2 of 2)

Fin	Nr	Name	Abr	Nat	Time	Pnts	>>
1	209	Martin BEAUDRY (M45)	CAN	CAN	1:20.720		Q
2	246	Guy BUSHHELL (M45)	GBR	GBR	1:26.668		Q
3	255	Ard NEVEN (M45)	IJA	NED	1:27.056		Q
4	258	Bjorn FJELNSETH (M45)	NOR	NOR	1:35.066		
5	234	Michael MAYNARD (M45)	ALD	GBR	1:38.894		

Final 777 metres Men 3

Race 92, Group 2 (1 of 1)

Fin	Nr	Name	Abr	Nat	Time	Pnts	>>
1	229	Adam HILL SNR. (M45)	MIRC	GBR	1:30.649	295	
2	258	Bjorn FJELNSETH (M45)	NOR	NOR	1:33.711	241	
3	234	Michael MAYNARD (M45)	ALD	GBR	1:34.285	196	
4	232	Brian LOGAN (M45)	FVISC	GBR	1:45.139	160	
5	214	Alexandre LAROUCHE (M45)	CAN	CAN	1:49.635	130	

Race 93, Group 1 (1 of 1)

Fin	Nr	Name	Abr	Nat	Time	Pnts	>>
1	209	Martin BEAUDRY (M45)	CAN	CAN	1:19.602	1000	
2	230	Steve HUMBER (M45)	MIRC	GBR	1:21.254	816	
3	226	Alan DOBBIE (M45)	FALK	GBR	1:21.382	666	
4	246	Guy BUSHHELL (M45)	GBR	GBR	1:22.796	543	
5	255	Ard NEVEN (M45)	IJA	NED	1:26.998	443	
6	256	Ardon VAN DEN OUTENAAR (M45)	SVU	NED	1:29.088	362	

Distance Classification 777 metres Men 3

#	Name	Team	ISU	Fin	Time
Final Group 1					
1	209 Martin BEAUDRY (M45)	CAN	CAN	1	1000 1-1 1:19.602
2	230 Steve HUMBER (M45)	MIRC	GBR	2	816 2-2 1:21.254
3	226 Alan DOBBIE (M45)	FALK	GBR	3	666 1-3 1:21.382
4	246 Guy BUSHHELL (M45)	GBR	GBR	4	543 2-4 1:22.796
5	255 Ard NEVEN (M45)	IJA	NED	5	443 3-5 1:26.998
6	256 Ardon VAN DEN OUTENAAR (M45)	SVU	NED	6	362 3-6 1:27.605
Final Group 2					
7	229 Adam HILL SNR. (M45)	MIRC	GBR	1	295 4-1 1:30.307
8	258 Bjorn FJELNSETH (M45)	NOR	NOR	2	241 4-2 1:33.711
9	234 Michael MAYNARD (M45)	ALD	GBR	3	196 5-3 1:34.285
10	232 Brian LOGAN (M45)	FVISC	GBR	4	160 6-4 1:45.139
11	214 Alexandre LAROUCHE (M45)	CAN	CAN	5	130 5-5 1:37.941



Masters International Short Track Games

Sheffield

6th & 7th April 2017



Heats 1000 metres Men 3

Race 120, Group 1 (1 of 2)

Fin	Nr	Name	Abr	Nat	Time	Pnts	>>
1	209	Martin BEAUDRY (M45)	CAN	CAN	1:56.960	Q	
2	246	Guy BUSHHELL (M45)	GBR	GBR	1:59.458	Q	
3	255	Ard NEVEN (M45)	IJA	NED	1:59.478	Q	
4	258	Bjorn FJELNSETH (M45)	NOR	NOR	2:07.968		
5	234	Michael MAYNARD (M45)	ALD	GBR	2:09.560		

Race 121, Group 1 (2 of 2)

Fin	Nr	Name	Abr	Nat	Time	Pnts	>>
1	226	Alan DOBBIE (M45)	FALK	GBR	1:55.467	Q	
2	230	Steve HUMBER (M45)	MIRC	GBR	1:55.623	Q	
3	256	Ardon VAN DEN OUTENAAR (M45)	SVU	NED	1:56.871	Q	
4	214	Alexandre LAROUCHE (M45)	CAN	CAN	2:07.801		
5	232	Brian LOGAN (M45)	FVISC	GBR	2:28.215		
p	229	Adam HILL SNR. (M45)	MIRC	GBR	--		penalty

Final 1000 metres Men 3

Race 138, Group 2 (1 of 1)

Fin	Nr	Name	Abr	Nat	Time	Pnts	>>
1	229	Adam HILL SNR. (M45)	MIRC	GBR	2:02.387	295	
2	258	Bjorn FJELNSETH (M45)	NOR	NOR	2:04.671	241	
3	214	Alexandre LAROUCHE (M45)	CAN	CAN	2:05.157	196	
4	234	Michael MAYNARD (M45)	ALD	GBR	2:07.489	160	
5	232	Brian LOGAN (M45)	FVISC	GBR	2:24.977	130	

Race 139, Group 1 (1 of 1)

Fin	Nr	Name	Abr	Nat	Time	Pnts	>>
1	209	Martin BEAUDRY (M45)	CAN	CAN	1:50.164	1000	
2	226	Alan DOBBIE (M45)	FALK	GBR	1:51.544	816	
3	230	Steve HUMBER (M45)	MIRC	GBR	1:51.938	666	
4	246	Guy BUSHHELL (M45)	GBR	GBR	1:53.266	543	
5	255	Ard NEVEN (M45)	IJA	NED	1:55.376	443	
6	256	Ardon VAN DEN OUTENAAR (M45)	SVU	NED	1:56.290	362	

Distance Classification 1000 metres Men 3

#	Name	Team	ISU	Fin	Time			
Final Group 1								
1	209	Martin BEAUDRY (M45)	CAN	CAN	1	1000	1-1	1:50.164
2	226	Alan DOBBIE (M45)	FALK	GBR	2	816	1-2	1:51.544
3	230	Steve HUMBER (M45)	MIRC	GBR	3	666	2-3	1:51.938
4	246	Guy BUSHHELL (M45)	GBR	GBR	4	543	2-4	1:53.266
5	255	Ard NEVEN (M45)	IJA	NED	5	443	3-5	1:55.376
6	256	Ardon VAN DEN OUTENAAR (M45)	SVU	NED	6	362	3-6	1:56.290
Final Group 2								
7	229	Adam HILL SNR. (M45)	MIRC	GBR	1	295	P-1	2:02.387
8	258	Bjorn FJELNSETH (M45)	NOR	NOR	2	241	4-2	2:04.671
9	214	Alexandre LAROUCHE (M45)	CAN	CAN	3	196	4-3	2:05.157
10	234	Michael MAYNARD (M45)	ALD	GBR	4	160	5-4	2:07.489
11	232	Brian LOGAN (M45)	FVISC	GBR	5	130	5-5	2:24.977



Masters International Short Track Games

Sheffield

6th & 7th April 2017



Super Final 1000m SF Men 3

Race 149, Group 1 (1 of 1)

Fin	Nr	Name	Abr	Nat	Time	Pnts	>>
1	229	Adam HILL SNR. (M45)	MIRC	GBR	1:58.627	295	
2	258	Bjorn FJELNSETH (M45)	NOR	NOR	2:01.477	241	
3	214	Alexandre LAROCHE (M45)	CAN	CAN	2:02.709	196	
4	232	Brian LOGAN (M45)	FVISC	GBR	2:24.687	160	
5	234	Michael MAYNARD (M45)	ALD	GBR	0.000	130	

Super Final 1500 m SF Men 3

Race 155, Group 1 (1 of 1)

Fin	Nr	Name	Abr	Nat	Time	Pnts	>>
1	209	Martin BEAUDRY (M45)	CAN	CAN	2:50.587	1000	
2	230	Steve HUMBER (M45)	MIRC	GBR	2:53.197	816	
3	226	Alan DOBBIE (M45)	FALK	GBR	2:53.325	666	
4	246	Guy BUSHHELL (M45)	GBR	GBR	2:54.483	543	
5	255	Ard NEVEN (M45)	IJA	NED	2:54.589	443	
6	256	Ardon VAN DEN OUTENAAR (M45)svu	SVU	NED	3:10.595	362	

Distance Classification 1500 m SF Men 3

#	Name	Team	ISU	Fin	Time		
Super Final Group 1							
1	209 Martin BEAUDRY (M45)	CAN	CAN	1	1000	1	2:50.587
2	230 Steve HUMBER (M45)	MIRC	GBR	2	816	2	2:53.197
3	226 Alan DOBBIE (M45)	FALK	GBR	3	666	3	2:53.325
4	246 Guy BUSHHELL (M45)	GBR	GBR	4	543	4	2:54.483
5	255 Ard NEVEN (M45)	IJA	NED	5	443	5	2:54.589
6	256 Ardon VAN DEN OUTENAAR (M45)svu	NED		6	362	6	3:10.595

Distance Classification 1000m SF Men 3

#	Name	Team	ISU	Fin	Time		
Super Final Group 1							
1	229 Adam HILL SNR. (M45)	MIRC	GBR	1	295	1	1:58.627
2	258 Bjorn FJELNSETH (M45)	NOR	NOR	2	241	2	2:01.477
3	214 Alexandre LAROCHE (M45)	CAN	CAN	3	196	3	2:02.709
4	232 Brian LOGAN (M45)	FVISC	GBR	4	160	4	2:24.687
5	234 Michael MAYNARD (M45)	ALD	GBR	5	130	5	0.000



Masters International Short Track Games

Sheffield

6th & 7th April 2017



Overall Classification Men 3

	#	Name	Team	ISU	FP	CDR	time
1	209	Martin BEAUDRY (M45)	CAN	CAN	5000	11	1-1-1-1-6-1 2:46.798
2	226	Alan DOBBIE (M45)	FALK	GBR	3780	18	2-2-3-2-6-3 2:47.750
3	230	Steve HUMBER (M45)	MIRC	GBR	3630	19	3-3-2-3-6-2 2:49.754
4	246	Guy BUSHHELL (M45)	GBR	GBR	2715	26	4-4-4-4-6-4 2:53.576
5	255	Ard NEVEN (M45)	IJA	NED	2134	32	5-6-5-5-6-5 2:58.254
6	256	Ardon VAN DEN OUTENAAR (M45)	MSVU	NED	1824	36	7-5-6-6-6-6 3:09.534
7	229	Adam HILL SNR. (M45)	MIRC	GBR	1488	29	6-8-7-7-1 3:12.863
8	258	Bjorn FJELNSETH (M45)	NOR	NOR	1259	33	8-7-8-8-2 3:16.300
9	214	Alexandre LAROUCHE (M45)	CAN	CAN	878	42	9-10-11-9-3 3:19.696
10	234	Michael MAYNARD (M45)	ALD	GBR	842	43	10-9-9-10-5 3:24.296
11	232	Brian LOGAN (M45)	FVISC	GBR	710	47	11-11-10-11-4 3:45.038



Masters International Short Track Games

Sheffield

6th & 7th April 2017



Helmet		MEN 3		Age							
Number	Country	Surname	First Name	Category	Distance 1	Distance 2	Distance 3	Distance 4	Super Final	TOTAL	RANK
209	CAN	BEAUDRY	Martin	M45	1000	1000	1000	1000	1000	5000	1
226	GBR	DOBBIE	Alan	M45	816	816	666	816	666	3780	2
230	GBR	HUMBER	Steve	M45	666	666	816	666	816	3630	3
246	GBR	BUSHELL	Guy	M45	543	543	543	543	543	2715	4
255	NED	NEVEN	Ard	M45	443	362	443	443	443	2134	5
256	NED	OUTENAAR	Ardon van den	M45	295	443	362	362	362	1824	6
229	GBR	HILL	Adam	M45	362	241	295	295	295	1488	7
258	NOR	FJELNSETH	Bjørn	M45	241	295	241	241	241	1259	8
214	CAN	LAROCHE	Alexandre	M45	196	160	130	196	196	878	9
234	GBR	MAYNARD	Mike	M45	160	196	196	160	130	842	10
232	GBR	LOGAN	Brian	M45	130	130	160	130	160	710	11



Masters International Short Track Games

Sheffield

6th & 7th April 2017



Men 4

Competitors

Qualifying Schedule

Results

Classifications

Medal Tables



Masters International Short Track Games

Sheffield

6th & 7th April 2017



List of Competitors

Men 4

204	LABICHE (M50)	Herbie	AUS	AUS	STAUS12002196501
211	BOYD (M55)	Cameron	CAN	CAN	STCAN12011195901
224	CHEETHAM (M50)	Simon	NIRC	GBR	STGBR10907196401
225	CONNAGHTON (M50)	Paul	ALD	GBR	STGBR12311196401
231	LEIGHS (M55)	Gary	ALD	GBR	STGBR11402196102
242	WINSTANLEY (M55)	Nigel	SHF	GBR	STGBR10607195801
245	WRIGHT (M55)	Keith	SHF	GBR	STGBR11001196101
251	PERETTI (M50)	Enrico	VGT	ITA	STITA10409196101
257	WIT (M55)	Wim de	IJA	NED	STNED11701196001
261	ØRITSLAND (M55)	Lars	NOR	NOR	STNOR11603196101
263	HOWIE (M55)	Ken	MAIN	NZL	STNZL10106195702
266	INHELDER (M50)	Erich	EGS	SUI	STSUI11303196501
267	PELSUE (50)	Stephen	USA	USA	STUSA11005196601



Masters International Short Track Games

Sheffield

6th & 7th April 2017



Qualification Men 4

Men 4

(12 competitors)

April 6, 2017

10:05	4 - 5	2	Heats	1000	1+2+3	qualify for Final 1000 Group 1 others continue in Final 1000 Group 2
11:09	17	1	Final	1000		
11:13	18	1	Final	1000		qualify for Heats 500 Group 1
13:08	41 - 43	3	Heats	500	1 + 1x2	qualify for Final 500 Group 1 next 4 continue in Final 500 Group 2 others continue in Final 500 Group 3
14:18	61	1	Final	500		
14:21	62	1	Final	500		
14:24	63	1	Final	500		qualify for Heats 666 Group 1
15:39	83 - 85	3	Heats	666	1 + 1x2	qualify for Final 666 Group 1 next 4 continue in Final 666 Group 2 others continue in Final 666 Group 3
16:29	94	1	Final	666		
16:29	95	1	Final	666		
16:32	96	1	Final	666		qualify for Heats 777 Group 1

April 7, 2017

12:35	122 - 123	2	Heats	777	1+2+3	qualify for Final 777 Group 1 others continue in Final 777 Group 2
13:53	140	1	Final	777		
13:56	141	1	Final	777		qualify for Super Final 10SF Group 1
14:39	150	1	Super Final	77SF		
15:03	156	1	Super Final	10SF		



Masters International Short Track Games

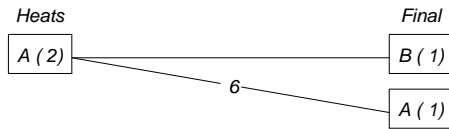
Sheffield

6th & 7th April 2017

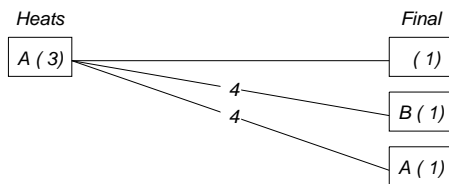


Qualification Men 4

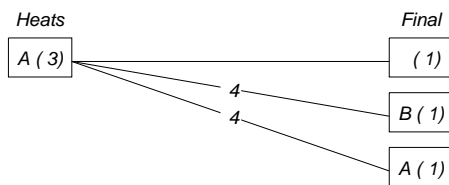
1000



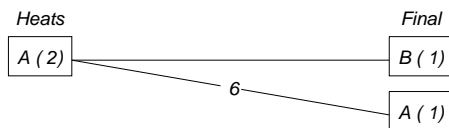
500



666



777





Masters International Short Track Games

Sheffield

6th & 7th April 2017



Heats 1000 metres Men 4

Race 4, Group 1 (1 of 2)

Fin	Nr	Name	Abr	Nat	Time	Pnts	>>
1	204	Herbie LABICHE (M50)	AUS	AUS	1:52.082		Q
2	245	Keith WRIGHT (M55)	SHF	GBR	1:53.024		Q
3	261	Lars ORITSLAND (M55)	NOR	NOR	1:53.504		Q
4	224	Simon CHEETHAM (M50)	NIRC	GBR	1:53.538		
5	257	Wim de WIT (M55)	IJA	NED	1:54.362		
6	266	Erich INHELDER (M50)	EGS	SUI	1:54.696		
7	225	Paul CONNAGHTON (M50)	ALD	GBR	2:07.230		

Race 5, Group 1 (2 of 2)

Fin	Nr	Name	Abr	Nat	Time	Pnts	>>
1	211	Cameron BOYD (M55)	CAN	CAN	1:48.681		Q
2	231	Gary LEIGHS (M55)	ALD	GBR	1:48.859		Q
3	251	Enricoo PERETTI (M50)	VGT	ITA	1:48.999		Q
4	242	Nigel WINSTANLEY (M55)	SHF	GBR	1:51.045		
5	267	Stephen PELSUE (50)	USA	USA	1:59.991		
6	263	Ken HOWIE (M55)	MAIN	NZL	2:01.285		

Final 1000 metres Men 4

Race 17, Group 2 (1 of 1)

Fin	Nr	Name	Abr	Nat	Time	Pnts	>>
1	242	Nigel WINSTANLEY (M55)	SHF	GBR	1:53.952	241	
2	266	Erich INHELDER (M50)	EGS	SUI	1:55.544	196	
3	224	Simon CHEETHAM (M50)	NIRC	GBR	1:55.910	160	
4	257	Wim de WIT (M55)	IJA	NED	1:56.254	130	
5	267	Stephen PELSUE (50)	USA	USA	1:59.196	106	
6	263	Ken HOWIE (M55)	MAIN	NZL	2:03.196	86	
7	225	Paul CONNAGHTON (M50)	ALD	GBR	2:07.126	70	

Race 18, Group 1 (1 of 1)

Fin	Nr	Name	Abr	Nat	Time	Pnts	>>
1	204	Herbie LABICHE (M50)	AUS	AUS	1:50.112	1000	
2	231	Gary LEIGHS (M55)	ALD	GBR	1:51.010	816	
3	251	Enricoo PERETTI (M50)	VGT	ITA	1:51.016	666	
4	211	Cameron BOYD (M55)	CAN	CAN	1:51.038	543	
5	245	Keith WRIGHT (M55)	SHF	GBR	1:52.998	443	
6	261	Lars ORITSLAND (M55)	NOR	NOR	1:53.342	295	

Distance Classification 1000 metres Men 4

#	Name	Team	ISU	Fin	Time
Final Group 1					
1	204 Herbie LABICHE (M50)	AUS	AUS	1	1000 1-1 1:50.112
2	231 Gary LEIGHS (M55)	ALD	GBR	2	816 2-2 1:48.859
3	251 Enricoo PERETTI (M50)	VGT	ITA	3	666 3-3 1:48.999
4	211 Cameron BOYD (M55)	CAN	CAN	4	543 1-4 1:48.681
5	245 Keith WRIGHT (M55)	SHF	GBR	5	443 2-5 1:52.998
6	261 Lars ORITSLAND (M55)	NOR	NOR	6	295 3-6 1:53.342
Final Group 2					
7	242 Nigel WINSTANLEY (M55)	SHF	GBR	1	241 4-1 1:51.045
8	266 Erich INHELDER (M50)	EGS	SUI	2	196 6-2 1:54.696
9	224 Simon CHEETHAM (M50)	NIRC	GBR	3	160 4-3 1:53.538
10	257 Wim de WIT (M55)	IJA	NED	4	130 5-4 1:54.362
11	267 Stephen PELSUE (50)	USA	USA	5	106 5-5 1:59.196
12	263 Ken HOWIE (M55)	MAIN	NZL	6	86 6-6 2:01.285
13	225 Paul CONNAGHTON (M50)	ALD	GBR	7	70 7-7 2:07.126



Masters International Short Track Games

Sheffield

6th & 7th April 2017



Heats 500 metres Men 4

Race 41, Group 1 (1 of 3)

Fin	Nr	Name	Abr	Nat	Time	Pnts	>>
1	211	Cameron BOYD (M55)	CAN	CAN	52.154		Q
2	242	Nigel WINSTANLEY (M55)	SHF	GBR	52.418		q
3	251	Enricoo PERETTI (M50)	VGt	ITA	52.444		
4	257	Wim de WIT (M55)	IJA	NED	57.256		

Race 42, Group 1 (2 of 3)

Fin	Nr	Name	Abr	Nat	Time	Pnts	>>
1	231	Gary LEIGHS (M55)	ALD	GBR	52.041		Q
2	261	Lars ORITSLAND (M55)	NOR	NOR	54.305		
3	224	Simon CHEETHAM (M50)	NIRC	GBR	54.425		
4	267	Stephen PELSUE (50)	USA	USA	57.059		

Race 43, Group 1 (3 of 3)

Fin	Nr	Name	Abr	Nat	Time	Pnts	>>
1	204	Herbie LABICHE (M50)	AUS	AUS	52.091		Q
2	245	Keith WRIGHT (M55)	SHF	GBR	53.553		
3	266	Erich INHELDER (M50)	EGS	SUI	54.927		
4	263	Ken HOWIE (M55)	MAIN	NZL	59.647		
5	225	Paul CONNAGHTON (M50)	ALD	GBR	1:00.183		

Final 500 metres Men 4

Race 61, Group 3 (1 of 1)

Fin	Nr	Name	Abr	Nat	Time	Pnts	>>
1	266	Erich INHELDER (M50)	EGS	SUI	55.755	196	
2	257	Wim de WIT (M55)	IJA	NED	56.897	160	
3	267	Stephen PELSUE (50)	USA	USA	57.549	130	
4	263	Ken HOWIE (M55)	MAIN	NZL	57.937	106	
5	225	Paul CONNAGHTON (M50)	ALD	GBR	1:02.401	86	

Race 62, Group 2 (1 of 1)

Fin	Nr	Name	Abr	Nat	Time	Pnts	>>
1	251	Enricoo PERETTI (M50)	VGt	ITA	52.902	443	
2	245	Keith WRIGHT (M55)	SHF	GBR	53.512	362	
3	261	Lars ORITSLAND (M55)	NOR	NOR	54.150	295	
4	224	Simon CHEETHAM (M50)	NIRC	GBR	54.432	241	

Race 63, Group 1 (1 of 1)

Fin	Nr	Name	Abr	Nat	Time	Pnts	>>
1	204	Herbie LABICHE (M50)	AUS	AUS	49.803	1000	
2	231	Gary LEIGHS (M55)	ALD	GBR	50.795	816	
3	211	Cameron BOYD (M55)	CAN	CAN	51.877	666	
4	242	Nigel WINSTANLEY (M55)	SHF	GBR	53.131	543	



Masters International Short Track Games

Sheffield

6th & 7th April 2017



Distance Classification 500 metres Men 4

#	Name	Team	ISU	Fin			Time
Final Group 1							
1	204	Herbie LABICHE (M50)	AUS	AUS	1	1000 1-1	49.803
2	231	Gary LEIGHS (M55)	ALD	GBR	2	816 1-2	50.795
3	211	Cameron BOYD (M55)	CAN	CAN	3	666 1-3	51.877
4	242	Nigel WINSTANLEY (M55)	SHF	GBR	4	543 2-4	52.418
Final Group 2							
5	251	Enricoo PERETTI (M50)	VGT	ITA	1	443 3-1	52.444
6	245	Keith WRIGHT (M55)	SHF	GBR	2	362 2-2	53.512
7	261	Lars ORITSLAND (M55)	NOR	NOR	3	295 2-3	54.150
8	224	Simon CHEETHAM (M50)	NIRC	GBR	4	241 3-4	54.425
Final Group 3							
9	266	Erich INHELDER (M50)	EGS	SUI	1	196 3-1	54.927
10	257	Wim de WIT (M55)	IJA	NED	2	160 4-2	56.897
11	267	Stephen PELSUE (50)	USA	USA	3	130 4-3	57.059
12	263	Ken HOWIE (M55)	MAIN	NZL	4	106 4-4	57.937
13	225	Paul CONNAGHTON (M50)	ALD	GBR	5	86 5-5	1:00.183



Masters International Short Track Games

Sheffield

6th & 7th April 2017



Heats 666 metres Men 4

Race 83, Group 1 (1 of 3)

Fin	Nr	Name	Abr	Nat	Time	Pnts	>>
1	211	Cameron BOYD (M55)	CAN	CAN	1:11.043		Q
2	251	Enricoo PERETTI (M50)	VGT	ITA	1:11.155		q
3	257	Wim de WIT (M55)	IJA	NED	1:16.370		
4	266	Erich INHELDER (M50)	EGS	SUI	--		

Race 84, Group 1 (2 of 3)

Fin	Nr	Name	Abr	Nat	Time	Pnts	>>
1	204	Herbie LABICHE (M50)	AUS	AUS	1:14.692		Q
2	261	Lars ORITSLAND (M55)	NOR	NOR	1:15.598		
3	242	Nigel WINSTANLEY (M55)	SHF	GBR	1:16.284		
4	263	Ken HOWIE (M55)	MAIN	NZL	1:22.860		
5	225	Paul CONNAGHTON (M50)	ALD	GBR	1:23.638		

Race 85, Group 1 (3 of 3)

Fin	Nr	Name	Abr	Nat	Time	Pnts	>>
1	231	Gary LEIGHS (M55)	ALD	GBR	1:11.496		Q
2	245	Keith WRIGHT (M55)	SHF	GBR	1:12.406		
3	224	Simon CHEETHAM (M50)	NIRC	GBR	1:16.634		
4	267	Stephen PELSUE (50)	USA	USA	1:18.200		

Final 666 metres Men 4

Race 94, Group 3 (1 of 1)

Fin	Nr	Name	Abr	Nat	Time	Pnts	>>
1	224	Simon CHEETHAM (M50)	NIRC	GBR	1:13.694	196	
2	266	Erich INHELDER (M50)	EGS	SUI	1:14.614	160	
3	267	Stephen PELSUE (50)	USA	USA	1:17.000	130	
4	263	Ken HOWIE (M55)	MAIN	NZL	1:19.262	106	
5	225	Paul CONNAGHTON (M50)	ALD	GBR	1:23.982	86	

Race 95, Group 2 (1 of 1)

Fin	Nr	Name	Abr	Nat	Time	Pnts	>>
1	261	Lars ORITSLAND (M55)	NOR	NOR	1:12.121	443	
2	242	Nigel WINSTANLEY (M55)	SHF	GBR	1:12.667	362	
3	245	Keith WRIGHT (M55)	SHF	GBR	1:13.723	295	
4	257	Wim de WIT (M55)	IJA	NED	1:14.637	241	

Race 96, Group 1 (1 of 1)

Fin	Nr	Name	Abr	Nat	Time	Pnts	>>
1	204	Herbie LABICHE (M50)	AUS	AUS	1:12.136	1000	
2	251	Enricoo PERETTI (M50)	VGT	ITA	1:12.408	816	
3	211	Cameron BOYD (M55)	CAN	CAN	1:13.312	666	
p	231	Gary LEIGHS (M55)	ALD	GBR	--	443	penalty



Masters International Short Track Games

Sheffield

6th & 7th April 2017



Distance Classification 666 metres Men 4

#	Name	Team	ISU	Fin			Time
Final Group 1							
1	204	Herbie LABICHE (M50)	AUS	AUS	1	1000 1-1	1:12.136
2	251	Enricoo PERETTI (M50)	VGT	ITA	2	816 2-2	1:11.155
3	211	Cameron BOYD (M55)	CAN	CAN	3	666 1-3	1:11.043
4	231	Gary LEIGHS (M55)	ALD	GBR	P	443 1-P	1:11.496
Final Group 2							
5	261	Lars ORITSLAND (M55)	NOR	NOR	1	443 2-1	1:12.121
6	242	Nigel WINSTANLEY (M55)	SHF	GBR	2	362 3-2	1:12.667
7	245	Keith WRIGHT (M55)	SHF	GBR	3	295 2-3	1:12.406
8	257	Wim de WIT (M55)	IJA	NED	4	241 3-4	1:14.637
Final Group 3							
9	224	Simon CHEETHAM (M50)	NIRC	GBR	1	196 3-1	1:13.694
10	266	Erich INHELDER (M50)	EGS	SUI	2	160 4-2	1:14.614
11	267	Stephen PELSUE (50)	USA	USA	3	130 4-3	1:17.000
12	263	Ken HOWIE (M55)	MAIN	NZL	4	106 4-4	1:19.262
13	225	Paul CONNAGHTON (M50)	ALD	GBR	5	86 5-5	1:23.638



Masters International Short Track Games

Sheffield

6th & 7th April 2017



Heats 777 metres Men 4

Race 122, Group 1 (1 of 2)

Fin	Nr	Name	Abr	Nat	Time	Pnts	>>
1	231	Gary LEIGHS (M55)	ALD	GBR	1:23.699		Q
2	251	Enricoo PERETTI (M50)	VGT	ITA	1:23.933		Q
3	261	Lars ORITSLAND (M55)	NOR	NOR	1:24.769		Q
4	245	Keith WRIGHT (M55)	SHF	GBR	1:25.275		
5	267	Stephen PELSUE (50)	USA	USA	1:33.685		
6	257	Wim de WIT (M55)	IJA	NED	1:50.075		

Race 123, Group 1 (2 of 2)

Fin	Nr	Name	Abr	Nat	Time	Pnts	>>
1	204	Herbie LABICHE (M50)	AUS	AUS	1:23.190		Q
2	211	Cameron BOYD (M55)	CAN	CAN	1:24.950		Q
3	242	Nigel WINSTANLEY (M55)	SHF	GBR	1:26.284		Q
4	224	Simon CHEETHAM (M50)	NIRC	GBR	1:29.254		
5	266	Erich INHELDER (M50)	EGS	SUI	1:33.948		
6	263	Ken HOWIE (M55)	MAIN	NZL	1:34.706		
7	225	Paul CONNAGHTON (M50)	ALD	GBR	1:40.152		

Final 777 metres Men 4

Race 140, Group 2 (1 of 1)

Fin	Nr	Name	Abr	Nat	Time	Pnts	>>
1	245	Keith WRIGHT (M55)	SHF	GBR	1:27.011	295	
2	266	Erich INHELDER (M50)	EGS	SUI	1:27.471	241	
3	224	Simon CHEETHAM (M50)	NIRC	GBR	1:28.615	196	
4	267	Stephen PELSUE (50)	USA	USA	1:30.985	160	
5	263	Ken HOWIE (M55)	MAIN	NZL	1:33.759	130	
6	225	Paul CONNAGHTON (M50)	ALD	GBR	1:40.769	106	

Race 141, Group 1 (1 of 1)

Fin	Nr	Name	Abr	Nat	Time	Pnts	>>
1	204	Herbie LABICHE (M50)	AUS	AUS	1:25.665	1000	
2	251	Enricoo PERETTI (M50)	VGT	ITA	1:26.041	816	
3	211	Cameron BOYD (M55)	CAN	CAN	1:26.509	666	
4	242	Nigel WINSTANLEY (M55)	SHF	GBR	1:28.727	543	
5	231	Gary LEIGHS (M55)	ALD	GBR	1:29.285	443	
	261	Lars ORITSLAND (M55)	NOR	NOR	--	295	

Distance Classification 777 metres Men 4

#	Name	Team	ISU	Fin	Time
Final Group 1					
1	204 Herbie LABICHE (M50)	AUS	AUS	1	1000 1-1 1:23.190
2	251 Enricoo PERETTI (M50)	VGT	ITA	2	816 2-2 1:23.933
3	211 Cameron BOYD (M55)	CAN	CAN	3	666 2-3 1:24.950
4	242 Nigel WINSTANLEY (M55)	SHF	GBR	4	543 3-4 1:26.284
5	231 Gary LEIGHS (M55)	ALD	GBR	5	443 1-5 1:23.699
6	261 Lars ORITSLAND (M55)	NOR	NOR	98	295 3-98 1:24.769
Final Group 2					
7	245 Keith WRIGHT (M55)	SHF	GBR	1	295 4-1 1:25.275
8	266 Erich INHELDER (M50)	EGS	SUI	2	241 5-2 1:27.471
9	224 Simon CHEETHAM (M50)	NIRC	GBR	3	196 4-3 1:28.615
10	267 Stephen PELSUE (50)	USA	USA	4	160 5-4 1:30.985
11	263 Ken HOWIE (M55)	MAIN	NZL	5	130 6-5 1:33.759
12	225 Paul CONNAGHTON (M50)	ALD	GBR	6	106 7-6 1:40.152
Heats Group 1					
13	257 Wim de WIT (M55)	IJA	NED	6	6 1:50.075



Masters International Short Track Games

Sheffield

6th & 7th April 2017



Super Final 777m SF Men 4

Race 150, Group 1 (1 of 1)

Fin	Nr	Name	Abr	Nat	Time	Pnts	>>
1	261	Lars ORITSLAND (M55)	NOR	NOR	1:24.802	295	
2	266	Erich INHELDER (M50)	EGS	SUI	1:26.132	241	
3	224	Simon CHEETHAM (M50)	NIRC	GBR	1:26.684	196	
4	267	Stephen PELSUE (50)	USA	USA	1:29.540	160	
5	263	Ken HOWIE (M55)	MAIN	NZL	1:34.644	130	
6	225	Paul CONNAGHTON (M50)	ALD	GBR	0.000	106	

Super Final 1000m SF Men 4

Race 156, Group 1 (1 of 1)

Fin	Nr	Name	Abr	Nat	Time	Pnts	>>
1	231	Gary LEIGHS (M55)	ALD	GBR	1:50.134	1000	
2	204	Herbie LABICHE (M50)	AUS	AUS	1:50.376	816	
3	211	Cameron BOYD (M55)	CAN	CAN	1:51.198	666	
4	242	Nigel WINSTANLEY (M55)	SHF	GBR	1:53.910	543	
5	245	Keith WRIGHT (M55)	SHF	GBR	2:03.818	443	
p	251	Enricoo PERETTI (M50)	VGT	ITA	--	295	penalty

Distance Classification 1000m SF Men 4

#	Name	Team	ISU	Fin	Time
Super Final Group 1					
1	231 Gary LEIGHS (M55)	ALD	GBR	1 1000	1 1:50.134
2	204 Herbie LABICHE (M50)	AUS	AUS	2 816	2 1:50.376
3	211 Cameron BOYD (M55)	CAN	CAN	3 666	3 1:51.198
4	242 Nigel WINSTANLEY (M55)	SHF	GBR	4 543	4 1:53.910
5	245 Keith WRIGHT (M55)	SHF	GBR	5 443	5 2:03.818
	251 Enricoo PERETTI (M50)	VGT	ITA	P 295	P 0.000

Distance Classification 777m SF Men 4

#	Name	Team	ISU	Fin	Time
Super Final Group 1					
1	261 Lars ORITSLAND (M55)	NOR	NOR	1 295	1 1:24.802
2	266 Erich INHELDER (M50)	EGS	SUI	2 241	2 1:26.132
3	224 Simon CHEETHAM (M50)	NIRC	GBR	3 196	3 1:26.684
4	267 Stephen PELSUE (50)	USA	USA	4 160	4 1:29.540
5	263 Ken HOWIE (M55)	MAIN	NZL	5 130	5 1:34.644
6	225 Paul CONNAGHTON (M50)	ALD	GBR	6 106	6 0.000



Masters International Short Track Games

Sheffield

6th & 7th April 2017



Overall Classification Men 4

	#	Name	Team	ISU	FP	CDR	time
1	204	Herbie LABICHE (M50)	AUS	AUS	4816	13	1-1-1-1-7-2 1:50.112
2	231	Gary LEIGHS (M55)	ALD	GBR	3518	21	2-2-4-5-7-1 1:48.859
3	211	Cameron BOYD (M55)	CAN	CAN	3207	23	4-3-3-3-7-3 1:48.681
4	251	Enricoo PERETTI (M50)	VGT	ITA	3036	26	3-5-2-2-7-7 1:48.999
5	242	Nigel WINSTANLEY (M55)	SHF	GBR	2232	32	7-4-6-4-7-4 1:51.045
6	245	Keith WRIGHT (M55)	SHF	GBR	1838	37	5-6-7-7-7-5 1:52.998
7	261	Lars ORITSLAND (M55)	NOR	NOR	1623	25	6-7-5-6-1 1:53.342
8	266	Erich INHELDER (M50)	EGS	SUI	1034	37	8-9-10-8-2 1:54.696
9	224	Simon CHEETHAM (M50)	NIRC	GBR	989	38	9-8-9-9-3 1:53.538
10	267	Stephen PELSUE (50)	USA	USA	686	47	11-11-11-10-4 1:59.196
11	263	Ken HOWIE (M55)	MAIN	NZL	558	52	12-12-12-11-5 2:01.285
12	257	Wim de WIT (M55)	IJA	NED	531	48	10-10-8-13-7 1:54.362
13	225	Paul CONNAGHTON (M50)	ALD	GBR	454	57	13-13-13-12-6 2:07.126



Masters International Short Track Games

Sheffield

6th & 7th April 2017



Helmet		MEN 4		Age								
Number	Country	Surname	First Name	Category	Distance 1	Distance 2	Distance 3	Distance 4	Super Final	TOTAL	RANK	
204	AUS	LABICHE	Herbie	M50	1000	1000	1000	1000	816	4816	1	
251	ITA	PERETTI	Enrico	M50	666	443	816	816	295	3036	2	
266	SUI	INHENDER	Erich	M50	196	196	160	241	241	1034	3	
224	GBR	CHEETHAM	Simon	M50	160	241	196	196	196	989	4	
267	USA	PELSUE	Stephen	M50	106	130	130	160	160	686	5	
225	GBR	CONNAGHTON	Paul	M50	70	86	86	106	106	454	6	
231	GBR	LEIGHS	Gary	M55	816	816	443	443	1000	3518	1	
211	CAN	BOYD	Cameron	M55	543	666	666	666	666	3207	2	
242	GBR	WINSTANLEY	Nigel	M55	241	543	362	543	543	2232	3	
245	GBR	WRIGHT	Keith	M55	443	362	295	295	443	1838	4	
261	NOR	ØRITSLAND	Lars	M55	295	295	443	295	295	1623	5	
263	NZL	HOWIE	Ken	M55	86	106	106	130	130	558	6	
257	NED	WIT	Wim de	M55	130	160	241	0	0	531	7	



Masters International Short Track Games

Sheffield

6th & 7th April 2017



Men 5

Competitors

Qualifying Schedule

Results

Classifications

Medal Tables



Masters International Short Track Games

Sheffield

6th & 7th April 2017



List of Competitors

Men 5

203	FEARNSIDE (M70)	Keith	AUS	AUS	STAUS11405194601
205	LYNCH (M65)	Jim	AUS	AUS	STAUS11603194801
206	SPRAGG (M60)	Harry	AUS	AUS	STAUS11212195401
213	GARNEAU (M70)	Yves	CAN	CAN	STCAN13105194301
222	CARTER (M65)	Peter	ALD	GBR	STGBR10203194901
228	GREWAL (M60)	Peter	ALD	GBR	STGBR11111195501
235	MCARTHUR (M65)	William	FVISC	GBR	STGBR13103195102
239	O'DEA (M70)	Mick	SHF	GBR	STGBR12509194501
243	WOOD (M65)	David	GBR	GBR	STGBR11012195001
247	FUSS (M60)	Otto	MERC	GER	STGER10509195301
250	RIGON (M60)	Flavio	VGT	ITA	STITA11709195301
253	VAN DEN BOSCH (M60)	Jacob	SVU	NED	STNED12906195601
259	FOLDVIK (M80)	Arne Kjell	NOR	NOR	STNOR11712193701
265	BASLER (M60)	Hanspeter	EGS	SUI	STSUI12811195401



Masters International Short Track Games

Sheffield

6th & 7th April 2017



Qualification Men 5

Men 5

(14 competitors)

April 6, 2017

10:12 6 - 7 2 Heats 1000 \leftarrow 1+2+3 + 1x4 \longrightarrow qualify for Final 1000 Group 1
 others continue in Final 1000 Group 2

11:17 19 1 Final 1000

11:21 20 1 Final 1000 \longrightarrow qualify for Heats 500 Group 1

13:16 44 - 46 3 Heats 500 \leftarrow 1+2 \longrightarrow qualify for Semi Final 500 Group 1
 others continue in Semi Final 500 Group 2

14:27 64 - 65 2 Semi Final 500 \leftarrow 1 + 1x2 \longrightarrow qualify for Final 500 Group 2
 others continue in Final 500 Group 3

14:34 66 - 67 2 Semi Final 500 \leftarrow 1+2 \longrightarrow qualify for Final 500 Group 1
 others continue in Final 500 Group 2

15:22 78 1 Final 500

15:26 79 1 Final 500

15:29 80 1 Final 500 \longrightarrow qualify for Heats 777 Group 1

April 7, 2017

11:00 102 - 104 3 Heats 777 \leftarrow 1+2 \longrightarrow qualify for Semi Final 777 Group 1
 others continue in Semi Final 777 Group 2

12:42 124 - 125 2 Semi Final 777 \leftarrow 1 + 1x2 \longrightarrow qualify for Final 777 Group 2
 others continue in Final 777 Group 3

12:50 126 - 127 2 Semi Final 777 \leftarrow 1+2 \longrightarrow qualify for Final 777 Group 1
 others continue in Final 777 Group 2

14:00 142 1 Final 777

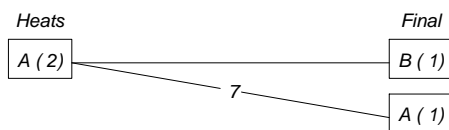
14:03 143 1 Final 777

14:07 144 1 Final 777 \longrightarrow qualify for Super Final 10SF Group 1

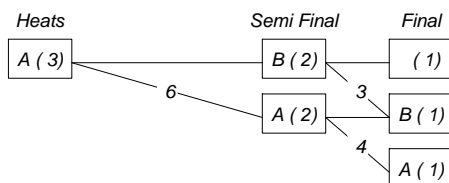
14:42 151 1 Super Final 77SF

15:07 157 1 Super Final 10SF

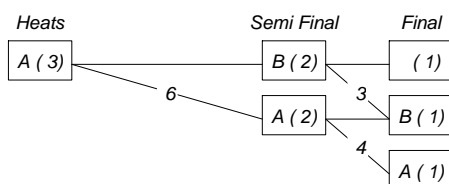
1000



500



777





Masters International Short Track Games

Sheffield

6th & 7th April 2017



Heats 1000 metres Men 5

Race 6, Group 1 (1 of 2)

Fin	Nr	Name	Abr	Nat	Time	Pnts	>>
1	206	Harry SPRAGG (M60)	AUS	AUS	1:56.316		Q
2	253	Jacob VAN DEN BOSCH (M60)	SVU	NED	1:56.418		Q
3	228	Peter GREWAL (M60)	ALD	GBR	1:58.000		Q
4	243	David WOOD (M65)	GBR	GBR	2:17.246		
5	247	Otto FUSS (M60)	MERC	GER	2:23.554		
5	235	William MCARTHUR (M65)	FVISC	GBR	2:23.554		
7	259	Arne Kjell FOLDVIK (M80)	NOR	NOR	2:32.382		

Race 7, Group 1 (2 of 2)

Fin	Nr	Name	Abr	Nat	Time	Pnts	>>
1	205	Jim LYNCH (M65)	AUS	AUS	2:00.810		Q
2	250	Flavio RIGON (M60)	VGT	ITA	2:02.172		Q
3	239	Mick O'DEA (M70)	SHF	GBR	2:03.072		Q
4	213	Yves GARNEAU (M70)	CAN	CAN	2:10.806		q
5	222	Peter CARTER (M65)	ALD	GBR	2:14.054		
6	265	Hanspeter BASLER (M60)	EGS	SUI	2:15.584		
7	203	Keith FEARNESIDE (M70)	AUS	AUS	2:20.122		

Final 1000 metres Men 5

Race 19, Group 2 (1 of 1)

Fin	Nr	Name	Abr	Nat	Time	Pnts	>>
1	222	Peter CARTER (M65)	ALD	GBR	2:12.851	241	
2	247	Otto FUSS (M60)	MERC	GER	2:14.125	196	
3	243	David WOOD (M65)	GBR	GBR	2:14.597	160	
4	265	Hanspeter BASLER (M60)	EGS	SUI	2:15.887	130	
5	235	William MCARTHUR (M65)	FVISC	GBR	2:18.289	106	
6	259	Arne Kjell FOLDVIK (M80)	NOR	NOR	2:32.177	86	
7	203	Keith FEARNESIDE (M70)	AUS	AUS	2:35.311	70	

Race 20, Group 1 (1 of 1)

Fin	Nr	Name	Abr	Nat	Time	Pnts	>>
1	205	Jim LYNCH (M65)	AUS	AUS	1:58.766	1000	
2	206	Harry SPRAGG (M60)	AUS	AUS	1:59.450	816	
3	253	Jacob VAN DEN BOSCH (M60)	SVU	NED	1:59.856	666	
4	250	Flavio RIGON (M60)	VGT	ITA	2:00.560	543	
5	239	Mick O'DEA (M70)	SHF	GBR	2:01.002	443	
6	228	Peter GREWAL (M60)	ALD	GBR	2:02.826	362	
7	213	Yves GARNEAU (M70)	CAN	CAN	2:11.864	295	



Masters International Short Track Games

Sheffield

6th & 7th April 2017



Distance Classification 1000 metres Men 5

#	Name	Team	ISU	Fin		Time
Final Group 1						
1	205 Jim LYNCH (M65)	AUS	AUS	1	1000 1-1	1:58.766
2	206 Harry SPRAGG (M60)	AUS	AUS	2	816 1-2	1:56.316
3	253 Jacob VAN DEN BOSCH (M60)	SVU	NED	3	666 2-3	1:56.418
4	250 Flavio RIGON (M60)	VGT	ITA	4	543 2-4	2:00.560
5	239 Mick O'DEA (M70)	SHF	GBR	5	443 3-5	2:01.002
6	228 Peter GREWAL (M60)	ALD	GBR	6	362 3-6	1:58.000
7	213 Yves GARNEAU (M70)	CAN	CAN	7	295 4-7	2:10.806
Final Group 2						
8	222 Peter CARTER (M65)	ALD	GBR	1	241 5-1	2:12.851
9	247 Otto FUSS (M60)	MERC	GER	2	196 5-2	2:14.125
10	243 David WOOD (M65)	GBR	GBR	3	160 4-3	2:14.597
11	265 Hanspeter BASLER (M60)	EGS	SUI	4	130 6-4	2:15.584
12	235 William MCARTHUR (M65)	FVISC	GBR	5	106 5-5	2:18.289
13	259 Arne Kjell FOLDVIK (M80)	NOR	NOR	6	86 7-6	2:32.177
14	203 Keith FEARNESIDE (M70)	AUS	AUS	7	70 7-7	2:20.122



Masters International Short Track Games

Sheffield

6th & 7th April 2017



Heats 500 metres Men 5

Race 44, Group 1 (1 of 3)

Fin	Nr	Name	Abr	Nat	Time	Pnts	>>
1	205	Jim LYNCH (M65)	AUS	AUS	58.765	Q	
2	228	Peter GREWAL (M60)	ALD	GBR	1:00.147	Q	
3	213	Yves GARNEAU (M70)	CAN	CAN	1:04.863		
4	235	William MCARTHUR (M65)	FVISC	GBR	1:04.999		
5	259	Arne Kjell FOLDVIK (M80)	NOR	NOR	1:14.167		

Race 45, Group 1 (2 of 3)

Fin	Nr	Name	Abr	Nat	Time	Pnts	>>
1	253	Jacob VAN DEN BOSCH (M60)	SVU	NED	56.192	Q	
2	250	Flavio RIGON (M60)	VGT	ITA	59.390	Q	
3	247	Otto FUSS (M60)	MERC	GER	1:03.558		
4	243	David WOOD (M65)	GBR	GBR	1:07.492		
5	203	Keith FEARNside (M70)	AUS	AUS	1:17.950		

Race 46, Group 1 (3 of 3)

Fin	Nr	Name	Abr	Nat	Time	Pnts	>>
1	206	Harry SPRAGG (M60)	AUS	AUS	58.087	Q	
2	239	Mick O'DEA (M70)	SHF	GBR	1:00.243	Q	
3	222	Peter CARTER (M65)	ALD	GBR	1:02.071		
4	265	Hanspeter BASLER (M60)	EGS	SUI	1:06.399		

Semi Final 500 metres Men 5

Race 64, Group 2 (1 of 2)

Fin	Nr	Name	Abr	Nat	Time	Pnts	>>
1	265	Hanspeter BASLER (M60)	EGS	SUI	1:05.094	Q	
2	213	Yves GARNEAU (M70)	CAN	CAN	1:05.448		
3	243	David WOOD (M65)	GBR	GBR	1:06.066		
4	203	Keith FEARNside (M70)	AUS	AUS	1:19.682		

Race 65, Group 2 (2 of 2)

Fin	Nr	Name	Abr	Nat	Time	Pnts	>>
1	222	Peter CARTER (M65)	ALD	GBR	1:03.644	Q	
2	247	Otto FUSS (M60)	MERC	GER	1:03.934	q	
3	235	William MCARTHUR (M65)	FVISC	GBR	1:04.568		
4	259	Arne Kjell FOLDVIK (M80)	NOR	NOR	1:15.600		

Race 66, Group 1 (1 of 2)

Fin	Nr	Name	Abr	Nat	Time	Pnts	>>
1	253	Jacob VAN DEN BOSCH (M60)	SVU	NED	55.659	Q	
2	206	Harry SPRAGG (M60)	AUS	AUS	55.701	Q	
p	228	Peter GREWAL (M60)	ALD	GBR	--		penalty

Race 67, Group 1 (2 of 2)

Fin	Nr	Name	Abr	Nat	Time	Pnts	>>
1	205	Jim LYNCH (M65)	AUS	AUS	56.780	Q	
2	250	Flavio RIGON (M60)	VGT	ITA	58.044	Q	
3	239	Mick O'DEA (M70)	SHF	GBR	58.116		



Masters International Short Track Games

Sheffield

6th & 7th April 2017



Final 500 metres Men 5 (...)

Race 78, Group 3 (1 of 1)

<i>Fin</i>	<i>Nr</i>	<i>Name</i>	<i>Abr</i>	<i>Nat</i>	<i>Time</i>	<i>Pnts</i>	<i>>></i>
1	228	Peter GREWAL (M60)	ALD	GBR	59.075	196	
2	235	William MCARTHUR (M65)	FVISC	GBR	1:04.016	160	
3	243	David WOOD (M65)	GBR	GBR	1:04.075	130	
4	259	Arne Kjell FOLDVIK (M80)	NOR	NOR	1:14.020	106	
5	203	Keith FEARNSIDE (M70)	AUS	AUS	1:18.061	86	
ns	213	Yves GARNEAU (M70)	CAN	CAN	--		dns

Race 79, Group 2 (1 of 1)

<i>Fin</i>	<i>Nr</i>	<i>Name</i>	<i>Abr</i>	<i>Nat</i>	<i>Time</i>	<i>Pnts</i>	<i>>></i>
1	239	Mick O'DEA (M70)	SHF	GBR	1:00.013	443	
2	222	Peter CARTER (M65)	ALD	GBR	1:02.047	362	
3	247	Otto FUSS (M60)	MERC	GER	1:05.058	295	
4	265	Hanspeter BASLER (M60)	EGS	SUI	1:05.087	241	

Race 80, Group 1 (1 of 1)

<i>Fin</i>	<i>Nr</i>	<i>Name</i>	<i>Abr</i>	<i>Nat</i>	<i>Time</i>	<i>Pnts</i>	<i>>></i>
1	205	Jim LYNCH (M65)	AUS	AUS	54.727	1000	
2	253	Jacob VAN DEN BOSCH (M60)	SVU	NED	55.027	816	
3	206	Harry SPRAGG (M60)	AUS	AUS	55.555	666	
4	250	Flavio RIGON (M60)	VGT	ITA	57.827	543	



Masters International Short Track Games

Sheffield

6th & 7th April 2017



Distance Classification 500 metres Men 5

#	Name	Team	ISU	Fin		Time
Final Group 1						
1	205 Jim LYNCH (M65)	AUS	AUS	1	1000 1-1-1	54.727
2	253 Jacob VAN DEN BOSCH (M60)	SVU	NED	2	816 1-1-2	55.027
3	206 Harry SPRAGG (M60)	AUS	AUS	3	666 1-2-3	55.555
4	250 Flavio RIGON (M60)	VGT	ITA	4	543 2-2-4	57.827
Final Group 2						
5	239 Mick O'DEA (M70)	SHF	GBR	1	443 2-3-1	58.116
6	222 Peter CARTER (M65)	ALD	GBR	2	362 3-1-2	1:02.047
7	247 Otto FUSS (M60)	MERC	GER	3	295 3-2-3	1:03.558
8	265 Hanspeter BASLER (M60)	EGS	SUI	4	241 4-1-4	1:05.087
Final Group 3						
9	228 Peter GREWAL (M60)	ALD	GBR	1	196 2-P-1	59.075
10	235 William MCARTHUR (M65)	FVISC	GBR	2	160 4-3-2	1:04.016
11	243 David WOOD (M65)	GBR	GBR	3	130 4-3-3	1:04.075
12	259 Arne Kjell FOLDVIK (M80)	NOR	NOR	4	106 5-4-4	1:14.020
13	203 Keith FEARNside (M70)	AUS	AUS	5	86 5-4-5	1:17.950
14	213 Yves GARNEAU (M70)	CAN	CAN	NS	3-2-NS	1:04.863



Masters International Short Track Games

Sheffield

6th & 7th April 2017



Heats 777 metres Men 5

Race 102, Group 1 (1 of 3)

Fin	Nr	Name	Abr	Nat	Time	Pnts	>>
1	205	Jim LYNCH (M65)	AUS	AUS	1:35.053	Q	
2	222	Peter CARTER (M65)	ALD	GBR	1:41.147	Q	
3	247	Otto FUSS (M60)	MERC	GER	1:41.933		
4	235	William MCARTHUR (M65)	FVISC	GBR	1:43.219		
5	259	Arne Kjell FOLDVIK (M80)	NOR	NOR	1:54.913		

Race 103, Group 1 (2 of 3)

Fin	Nr	Name	Abr	Nat	Time	Pnts	>>
1	253	Jacob VAN DEN BOSCH (M60)	SVU	NED	1:34.780	Q	
2	250	Flavio RIGON (M60)	VGT	ITA	1:35.198	Q	
3	265	Hanspeter BASLER (M60)	EGS	SUI	1:42.856		
4	213	Yves GARNEAU (M70)	CAN	CAN	1:43.598		
5	203	Keith FEARNSIDE (M70)	AUS	AUS	2:04.296		

Race 104, Group 1 (3 of 3)

Fin	Nr	Name	Abr	Nat	Time	Pnts	>>
1	206	Harry SPRAGG (M60)	AUS	AUS	1:30.146	Q	
2	239	Mick O'DEA (M70)	SHF	GBR	1:31.810	Q	
3	228	Peter GREWAL (M60)	ALD	GBR	1:31.828		
4	243	David WOOD (M65)	GBR	GBR	1:41.820		

Semi Final 777 metres Men 5

Race 124, Group 2 (1 of 2)

Fin	Nr	Name	Abr	Nat	Time	Pnts	>>
1	228	Peter GREWAL (M60)	ALD	GBR	1:36.713	Q	
2	243	David WOOD (M65)	GBR	GBR	1:42.331	q	
3	213	Yves GARNEAU (M70)	CAN	CAN	1:43.147		
4	203	Keith FEARNSIDE (M70)	AUS	AUS	2:04.633		

Race 125, Group 2 (2 of 2)

Fin	Nr	Name	Abr	Nat	Time	Pnts	>>
1	247	Otto FUSS (M60)	MERC	GER	1:44.056	Q	
2	235	William MCARTHUR (M65)	FVISC	GBR	1:44.954		
3	265	Hanspeter BASLER (M60)	EGS	SUI	1:45.020		
4	259	Arne Kjell FOLDVIK (M80)	NOR	NOR	1:55.732		

Race 126, Group 1 (1 of 2)

Fin	Nr	Name	Abr	Nat	Time	Pnts	>>
1	253	Jacob VAN DEN BOSCH (M60)	SVU	NED	1:36.472	Q	
2	206	Harry SPRAGG (M60)	AUS	AUS	1:36.606	Q	
3	222	Peter CARTER (M65)	ALD	GBR	1:43.370		

Race 127, Group 1 (2 of 2)

Fin	Nr	Name	Abr	Nat	Time	Pnts	>>
1	205	Jim LYNCH (M65)	AUS	AUS	1:38.192	Q	
2	250	Flavio RIGON (M60)	VGT	ITA	1:38.566	Q	
3	239	Mick O'DEA (M70)	SHF	GBR	1:39.484		



Masters International Short Track Games

Sheffield

6th & 7th April 2017



Final 777 metres Men 5 (...)

Race 142, Group 3 (1 of 1)

<i>Fin</i>	<i>Nr</i>	<i>Name</i>	<i>Abr</i>	<i>Nat</i>	<i>Time</i>	<i>Pnts</i>	<i>>></i>
1	235	William MCARTHUR (M65)	FVISC	GBR	1:44.113	160	
2	213	Yves GARNEAU (M70)	CAN	CAN	1:44.561	130	
3	265	Hanspeter BASLER (M60)	EGS	SUI	1:45.951	106	
4	259	Arne Kjell FOLDVIK (M80)	NOR	NOR	1:55.505	86	
5	203	Keith FEARNSIDE (M70)	AUS	AUS	2:00.931	70	

Race 143, Group 2 (1 of 1)

<i>Fin</i>	<i>Nr</i>	<i>Name</i>	<i>Abr</i>	<i>Nat</i>	<i>Time</i>	<i>Pnts</i>	<i>>></i>
1	239	Mick O'DEA (M70)	SHF	GBR	1:35.124	443	
2	228	Peter GREWAL (M60)	ALD	GBR	1:35.516	362	
3	222	Peter CARTER (M65)	ALD	GBR	1:42.178	295	
4	243	David WOOD (M65)	GBR	GBR	1:42.398	241	
5	247	Otto FUSS (M60)	MERC	GER	1:42.592	196	

Race 144, Group 1 (1 of 1)

<i>Fin</i>	<i>Nr</i>	<i>Name</i>	<i>Abr</i>	<i>Nat</i>	<i>Time</i>	<i>Pnts</i>	<i>>></i>
1	205	Jim LYNCH (M65)	AUS	AUS	1:29.466	1000	
2	253	Jacob VAN DEN BOSCH (M60)	SVU	NED	1:29.652	816	
3	206	Harry SPRAGG (M60)	AUS	AUS	1:30.374	666	
4	250	Flavio RIGON (M60)	VGT	ITA	1:31.192	543	



Masters International Short Track Games

Sheffield

6th & 7th April 2017



Distance Classification 777 metres Men 5

#	Name	Team	ISU	Fin		Time
Final Group 1						
1	205 Jim LYNCH (M65)	AUS	AUS	1	1000 1-1-1	1:29.466
2	253 Jacob VAN DEN BOSCH (M60)	SVU	NED	2	816 1-1-2	1:29.652
3	206 Harry SPRAGG (M60)	AUS	AUS	3	666 1-2-3	1:30.146
4	250 Flavio RIGON (M60)	VGT	ITA	4	543 2-2-4	1:31.192
Final Group 2						
5	239 Mick O'DEA (M70)	SHF	GBR	1	443 2-3-1	1:31.810
6	228 Peter GREWAL (M60)	ALD	GBR	2	362 3-1-2	1:31.828
7	222 Peter CARTER (M65)	ALD	GBR	3	295 2-3-3	1:41.147
8	243 David WOOD (M65)	GBR	GBR	4	241 4-2-4	1:41.820
9	247 Otto FUSS (M60)	MERC	GER	5	196 3-1-5	1:41.933
Final Group 3						
10	235 William MCARTHUR (M65)	FVISC	GBR	1	160 4-2-1	1:43.219
11	213 Yves GARNEAU (M70)	CAN	CAN	2	130 4-3-2	1:43.147
12	265 Hanspeter BASLER (M60)	EGS	SUI	3	106 3-3-3	1:42.856
13	259 Arne Kjell FOLDVIK (M80)	NOR	NOR	4	86 5-4-4	1:54.913
14	203 Keith FEARNSTIDE (M70)	AUS	AUS	5	70 5-4-5	2:00.931



Masters International Short Track Games

Sheffield

6th & 7th April 2017



Super Final 777m SF Men 5

Race 151, Group 1 (1 of 1)

Fin	Nr	Name	Abr	Nat	Time	Pnts	>>
1	243	David WOOD (M65)	GBR	GBR	1:42.106	241	
2	213	Yves GARNEAU (M70)	CAN	CAN	1:43.044	196	
3	247	Otto FUSS (M60)	MERC	GER	1:43.132	160	
4	235	William MCARTHUR (M65)	FVISC	GBR	1:44.196	130	
5	265	Hanspeter BASLER (M60)	EGS	SUI	1:44.756	106	
6	259	Arne Kjell FOLDVIK (M80)	NOR	NOR	1:56.864	86	
7	203	Keith FEARNSIDE (M70)	AUS	AUS	2:04.886	70	

Super Final 1000m SF Men 5

Race 157, Group 1 (1 of 1)

Fin	Nr	Name	Abr	Nat	Time	Pnts	>>
1	253	Jacob VAN DEN BOSCH (M60)	SVU	NED	1:57.464	1000	
2	205	Jim LYNCH (M65)	AUS	AUS	1:57.498	816	
3	206	Harry SPRAGG (M60)	AUS	AUS	1:57.508	666	
4	250	Flavio RIGON (M60)	VGT	ITA	1:58.212	543	
5	239	Mick O'DEA (M70)	SHF	GBR	1:59.380	443	
6	228	Peter GREWAL (M60)	ALD	GBR	2:03.424	362	
7	222	Peter CARTER (M65)	ALD	GBR	2:15.176	295	

Distance Classification 1000m SF Men 5

#	Name	Team	ISU	Fin	Time			
Super Final Group 1								
1	253	Jacob VAN DEN BOSCH (M60)	SVU	NED	1	1000	1	1:57.464
2	205	Jim LYNCH (M65)	AUS	AUS	2	816	2	1:57.498
3	206	Harry SPRAGG (M60)	AUS	AUS	3	666	3	1:57.508
4	250	Flavio RIGON (M60)	VGT	ITA	4	543	4	1:58.212
5	239	Mick O'DEA (M70)	SHF	GBR	5	443	5	1:59.380
6	228	Peter GREWAL (M60)	ALD	GBR	6	362	6	2:03.424
7	222	Peter CARTER (M65)	ALD	GBR	7	295	7	2:15.176

Distance Classification 777m SF Men 5

#	Name	Team	ISU	Fin	Time			
Super Final Group 1								
1	243	David WOOD (M65)	GBR	GBR	1	241	1	1:42.106
2	213	Yves GARNEAU (M70)	CAN	CAN	2	196	2	1:43.044
3	247	Otto FUSS (M60)	MERC	GER	3	160	3	1:43.132
4	235	William MCARTHUR (M65)	FVISC	GBR	4	130	4	1:44.196
5	265	Hanspeter BASLER (M60)	EGS	SUI	5	106	5	1:44.756
6	259	Arne Kjell FOLDVIK (M80)	NOR	NOR	6	86	6	1:56.864
7	203	Keith FEARNSIDE (M70)	AUS	AUS	7	70	7	2:04.886



Masters International Short Track Games

Sheffield

6th & 7th April 2017



Overall Classification Men 5

	#	Name	Team	ISU	FP	CDR		time
1	205	Jim LYNCH (M65)	AUS	AUS	3816	13	1-1-1-8-2	1:58.766
2	253	Jacob VAN DEN BOSCH (M60)	SVU	NED	3298	16	3-2-2-8-1	1:56.418
3	206	Harry SPRAGG (M60)	AUS	AUS	2814	19	2-3-3-8-3	1:56.316
4	250	Flavio RIGON (M60)	VGT	ITA	2172	24	4-4-4-8-4	2:00.560
5	239	Mick O'DEA (M70)	SHF	GBR	1772	28	5-5-5-8-5	2:01.002
6	228	Peter GREWAL (M60)	ALD	GBR	1282	35	6-9-6-8-6	1:58.000
7	222	Peter CARTER (M65)	ALD	GBR	1193	36	8-6-7-8-7	2:12.851
8	247	Otto FUSS (M60)	MERC	GER	847	28	9-7-9-3	2:14.125
9	243	David WOOD (M65)	GBR	GBR	772	30	10-11-8-1	2:14.597
10	213	Yves GARNEAU (M70)	CAN	CAN	621	34	7-14-11-2	2:10.806
11	265	Hanspeter BASLER (M60)	EGS	SUI	583	36	11-8-12-5	2:15.584
12	235	William MCARTHUR (M65)	FVISC	GBR	556	36	12-10-10-4	2:18.289
13	259	Arne Kjell FOLDVIK (M80)	NOR	NOR	364	44	13-12-13-6	2:32.177
14	203	Keith FEARNESIDE (M70)	AUS	AUS	296	48	14-13-14-7	2:20.122



Masters International Short Track Games
Sheffield
6th & 7th April 2017



Helmet		MEN 5		Age						
Number	Country	Surname	First Name	Category	Distance 1	Distance 2	Distance 3	Super Final	TOTAL	RANK
253	NED	BOSCH	Jacob van den	M60	666	816	816	1000	3298	1
206	AUS	SPRAGG	Harry	M60	816	666	666	666	2814	2
250	ITA	RIGON	Flavio	M60	543	543	543	543	2172	3
228	GBR	GREWAL	Peter	M60	362	196	362	362	1282	4
247	GER	FUSS	Otto	M60	196	295	196	160	847	5
265	SUI	BASLER	Hanspeter	M60	130	241	106	106	583	6
205	AUS	LYNCH	Jim	M65	1000	1000	1000	816	3816	1
222	GBR	CARTER	Peter	M65	241	362	295	295	1193	2
243	GBR	WOOD	David	M65	160	130	241	241	772	3
235	GBR	McARTHUR	William	M65	106	160	160	130	556	4
239	GBR	O'DEA	Mick	M70	443	443	443	443	1772	1
213	CAN	GARNEAU	Yves	M70	295	0	130	196	621	2
203	AUS	FEARNSIDE	C. Keith	M70	70	86	70	70	296	3
259	NOR	FOLDVIK	Arne Kjell	M80	86	106	86	86	364	4



Masters International Short Track Games

Sheffield

6th & 7th April 2017



International Relays

Competitors

Qualifying Schedule

Results

Classifications

Medal Tables



Masters International Short Track Games

Sheffield

6th & 7th April 2017



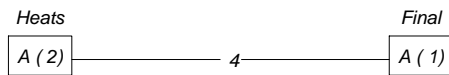
Qualification International Relay Men

International Relay Me (0 competitors)

April 6, 2017

12:11 27 - 28 2 Heats R3K ———1+2————— qualify for Final R3K Group 1
17:04 98 1 Final R3K

R3K





Masters International Short Track Games

Sheffield

6th & 7th April 2017

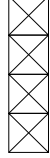


Relay Participants International Relay Ladies

GB Ladies

- 110 Zoe CLARK (L40)
- 112 Shannon GRAY-BUFFEY (L35)
- 113 Fiona HARRISON (L30)
- 114 Helen KIRKBY (L30)
- 116 Clare UPTON (L50)

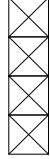
Final



CANADA LADIES

- 105 Carine ANNECOU (L40)
- 106 Tammy CURRIE (L35)
- 107 Kim REID (L40)
- 108 Anika BEDARD (L50)

Final





Masters International Short Track Games

Sheffield

6th & 7th April 2017



Final 3000 m Relay International Relay Ladies

Race 97, Group 1 (1 of 1)

<i>Fin</i>	<i>Nr</i>	<i>Name</i>	<i>Abr</i>	<i>Nat</i>	<i>Time</i>	<i>Pnts</i>	<i>>></i>
1	2	CANADA LADIES			5:41.057		
		105 Carine ANNECOU (L40)					
		106 Tammy CURRIE (L35)					
		107 Kim REID (L40)					
		108 Anika BEDARD (L50)					
2	1	GB Ladies			6:05.841		
		110 Zoe CLARK (L40)					
		112 Shannon GRAY-BUFFEY (L35)					
		113 Fiona HARRISON (L30)					
		114 Helen KIRKBY (L30)					



Masters International Short Track Games

Sheffield

6th & 7th April 2017



Relay Participants International Relay Men

		Heats	Final
NORWAY			
260	Frode MIDJO (M40)	☒	
262	Thomas ROSTE (M40)	☒	
258	Bjorn FJELNSETH (M45)	☒	
261	Lars ORITSLAND (M55)	☒	
259	Arne Kjell FOLDVIK (M80)		
CANADA 1			
210	Rob BINNS (M40)	☒	
216	Yan TRAVERSY (M40)	☒	
209	Martin BEAUDRY (M45)	☒	
213	Yves GARNEAU (M70)	☒	
GB 1			
217	Peter ARMSTRONG (M35)	☒	☒
218	Phil BROJAKA (M30)	☒	☒
244	Frazer WRIGHT (M35)	☒	☒
221	Anton CARTER (M40)		
246	Guy BUSHELL (M45)	☒	☒
GB 2			
240	Matt ROWE (M35)	☒	☒
220	Peter CARR (M40)	☒	☒
227	Greg ELLIOTT (M40)	☒	☒
237	Robert MITCHELL (M40)	☒	☒
238	Chris MURRAY (M40)		
GB 3			
219	Adam BROWN (M35)	☒	
229	Adam HILL SNR. (M45)		
230	Steve HUMBER (M45)	☒	
224	Simon CHEETHAM (M50)	☒	
242	Nigel WINSTANLEY (M55)	☒	
GB - SC			
223	Ian CAVIN (M40)	☒	☒
233	Stewart LOGAN (M40)	☒	☒
226	Alan DOBBIE (M45)	☒	☒
245	Keith WRIGHT (M55)	☒	☒
CANADA 2			
212	Keven FITZPATRICK (M30)	☒	
215	Mark ROOP (M35)	☒	
214	Alexandre LAROUCHE (M45)	☒	
211	Cameron BOYD (M55)	☒	
NETHERLAND			
252	Henk BOS (M35)	☒	
254	Michael EGBERTS (M35)	☒	
256	Ardon VAN DEN OUTENAAR (M45)	☒	
253	Jacob VAN DEN BOSCH (M60)	☒	



Masters International Short Track Games

Sheffield

6th & 7th April 2017



Relay Participants International Relay Men

AUSTRALIA

- 202 Timothy DAVIDS (M35)
- 207 Simon WALLACE (M35)
- 201 Frank ANDERSON (M40)
- 204 Herbie LABICHE (M50)

Heats



Final





Masters International Short Track Games

Sheffield

6th & 7th April 2017



Heats 3000 m Relay International Relay Men

Race 27, Group 1 (1 of 2)

<i>Fin</i>	<i>Nr</i>	<i>Name</i>	<i>Abr</i>	<i>Nat</i>	<i>Time</i>	<i>Pnts</i>	<i>>></i>
1	4	GB 2			4:48.108		Q
		240		Matt ROWE (M35)			
		220		Peter CARR (M40)			
		227		Greg ELLIOTT (M40)			
		237		Robert MITCHELL (M40)			
2	9	AUSTRALIA			4:49.690		Q
		202		Timothy DAVIDS (M35)			
		207		Simon WALLACE (M35)			
		201		Frank ANDERSON (M40)			
		204		Herbie LABICHE (M50)			
3	2	CANADA 1			4:55.848		
		210		Rob BINNS (M40)			
		216		Yan TRAVERSY (M40)			
		209		Martin BEAUDRY (M45)			
		213		Yves GARNEAU (M70)			
4	5	GB 3			5:07.350		
		219		Adam BROWN (M35)			
		230		Steve HUMBER (M45)			
		224		Simon CHEETHAM (M50)			
		242		Nigel WINSTANLEY (M55)			
5	7	CANADA 2			--		
		212		Keven FITZPATRICK (M30)			
		215		Mark ROOP (M35)			
		214		Alexandre LAROUCHE (M45)			
		211		Cameron BOYD (M55)			

Race 28, Group 1 (2 of 2)

<i>Fin</i>	<i>Nr</i>	<i>Name</i>	<i>Abr</i>	<i>Nat</i>	<i>Time</i>	<i>Pnts</i>	<i>>></i>
1	3	GB 1			4:55.534		Q
		217		Peter ARMSTRONG (M35)			
		218		Phil BROJAKA (M30)			
		244		Frazer WRIGHT (M35)			
		246		Guy BUSHELL (M45)			
2	6	GB - SC			5:04.648		Q
		223		Ian CAVIN (M40)			
		233		Stewart LOGAN (M40)			
		226		Alan DOBBIE (M45)			
		245		Keith WRIGHT (M55)			
3	8	NETHERLAND			5:07.884		
		252		Henk BOS (M35)			
		254		Michael EGBERTS (M35)			
		256		Ardon VAN DEN OUTENAAR (M45)			
		253		Jacob VAN DEN BOSCH (M60)			
4	1	NORWAY			--		
		260		Frode MIDJO (M40)			
		262		Thomas ROSTE (M40)			
		258		Bjorn FJELNSETH (M45)			
		261		Lars ORITSLAND (M55)			



Masters International Short Track Games

Sheffield

6th & 7th April 2017



Final 3000 m Relay International Relay Men (...)

Race 98, Group 1 (1 of 1)

<i>Fin</i>	<i>Nr</i>	<i>Name</i>	<i>Abr</i>	<i>Nat</i>	<i>Time</i>	<i>Pnts</i>	<i>>></i>
1	3	GB 1			4:36.754		
		217		Peter ARMSTRONG (M35)			
		218		Phil BROJAKA (M30)			
		244		Frazer WRIGHT (M35)			
		246		Guy BUSHELL (M45)			
2	9	AUSTRALIA			4:50.006		
		202		Timothy DAVIDS (M35)			
		207		Simon WALLACE (M35)			
		201		Frank ANDERSON (M40)			
		204		Herbie LABICHE (M50)			
3	6	GB - SC			5:01.656		
		223		Ian CAVIN (M40)			
		233		Stewart LOGAN (M40)			
		226		Alan DOBBIE (M45)			
		245		Keith WRIGHT (M55)			
<i>p</i>	4	GB 2			--		penalty
		240		Matt ROWE (M35)			
		220		Peter CARR (M40)			
		227		Greg ELLIOTT (M40)			
		237		Robert MITCHELL (M40)			



Masters International Short Track Games

Sheffield

6th & 7th April 2017



Distance Classification 3000 m Relay International Relay Men

	#	Name	Team	ISU	Fin	Time
Final Group 1						
1	3	GB 1			1	4:36.754
2	9	AUSTRALIA			2	4:49.690
3	6	GB - SC			3	5:01.656
4	4	GB 2			P	4:48.108
Heats Group 1						
5	2	CANADA 1			3	4:55.848
6	8	NETHERLAND			3	5:07.884
7	5	GB 3			4	5:07.350
8	1	NORWAY			4	0.000
9	7	CANADA 2			5	0.000



Masters International Short Track Games

Sheffield

6th & 7th April 2017



International Relays Final Classifications

Ladies

- 1 CANADA
- 2 GREAT BRITAIN

Men

- 1 GREAT BRITAIN 1
- 2 AUSTRALIA
- 3 GREAT BRITAIN - SCOTLAND
- 4 GREAT BRITAIN 2
- 5 CANADA 1
- 6 NETHERLANDS
- 7 GREAT BRITAIN 3
- 8 NORWAY
- 9 CANADA 2



Masters International Short Track Games

Sheffield

6th & 7th April 2017



Team Relays

Competitors

Qualifying Schedule

Results

Classifications

Medal Tables



Masters International Short Track Games

Sheffield

6th & 7th April 2017



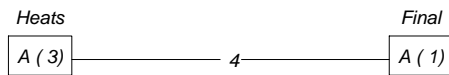
Qualification Team Relay Men

Team Relay Men (0 competitors)

April 7, 2017

11:10 105 - 107 3 Heats R3K ——— 1 + 1x2 ————— qualify for Final R3K Group 1
15:39 160 1 Final R3K

R3K





Masters International Short Track Games

Sheffield

6th & 7th April 2017



Relay Participants Team Relay Ladies

Mixed Europe

- 109 Katia VARETTA (L30)
- 117 Iris LUDWIG-NEMETH (L55)
- 118 Gundi PAWASSERAT (L50)
- 123 Angelika LENZLINGER (L40)

Final



GB Ladies

- 110 Zoe CLARK (L40)
- 113 Fiona HARRISON (L30)
- 114 Helen KIRKBY (L30)
- 116 Clare UPTON (L50)

Final



Canada

- 105 Carine ANNECOU (L40)
- 106 Tammy CURRIE (L35)
- 107 Kim REID (L40)
- 108 Anika BEDARD (L50)

Final





Masters International Short Track Games

Sheffield

6th & 7th April 2017



Final 3000 m Relay Team Relay Ladies

Race 158, Group 1 (1 of 1)

<i>Fin</i>	<i>Nr</i>	<i>Name</i>	<i>Abr</i>	<i>Nat</i>	<i>Time</i>	<i>Pnts</i>	<i>>></i>
1	1	Mixed Europe			5:45.318		
		109		Katia VARETTA (L30)			
		117		Iris LUDWIG-NEMETH (L55)			
		118		Gundi PAWASSERAT (L50)			
		123		Angelika LENZLINGER (L40)			
2	3	Canada			5:45.378		
		105		Carine ANNECOU (L40)			
		106		Tammy CURRIE (L35)			
		107		Kim REID (L40)			
		108		Anika BEDARD (L50)			
3	2	GB Ladies			5:59.820		
		110		Zoe CLARK (L40)			
		113		Fiona HARRISON (L30)			
		114		Helen KIRKBY (L30)			
		116		Clare UPTON (L50)			



Masters International Short Track Games

Sheffield

6th & 7th April 2017



Relay Participants Team Relay Men

		Heats	Final
Aldwych 1			
207	Simon WALLACE (M35)	☒	☒
217	Peter ARMSTRONG (M35)	☒	☒
240	Matt ROWE (M35)	☒	☒
220	Peter CARR (M40)	☒	☒
Sheffield			
244	Frazer WRIGHT (M35)	☒	☒
227	Greg ELLIOTT (M40)	☒	☒
242	Nigel WINSTANLEY (M55)	☒	☒
245	Keith WRIGHT (M55)	☒	☒
Italy			
249	Fabio CASSINELLI (M30)	☒	Final
251	Enricoo PERETTI (M50)	☒	
206	Harry SPRAGG (M60)	☒	
250	Flavio RIGON (M60)	☒	
Nottingham			
218	Phil BROJAKA (M30)	☒	Final
219	Adam BROWN (M35)	☒	Final
238	Chris MURRAY (M40)	☒	Final
224	Simon CHEETHAM (M50)	☒	Final
Canada			
210	Rob BINNS (M40)	☒	Final
216	Yan TRAVERSY (M40)	☒	
209	Martin BEAUDRY (M45)	☒	
213	Yves GARNEAU (M70)	☒	
Birmingham			
237	Robert MITCHELL (M40)	☒	Final
229	Adam HILL SNR. (M45)	☒	
230	Steve HUMBER (M45)	☒	
246	Guy BUSHELL (M45)	☒	
Forth Valley			
223	Ian CAVIN (M40)	☒	Final
233	Stewart LOGAN (M40)	☒	
226	Alan DOBBIE (M45)	☒	
232	Brian LOGAN (M45)	☒	
235	William MCARTHUR (M65)	☒	
Aldwych 2			
221	Anton CARTER (M40)	☒	Final
241	David SOMMA (M40)		
234	Michael MAYNARD (M45)	☒	
225	Paul CONNAGHTON (M50)	☒	
231	Gary LEIGHS (M55)	☒	



Masters International Short Track Games

Sheffield

6th & 7th April 2017



Relay Participants Team Relay Men

Netherlands

- 255 Ard NEVEN (M45)
- 256 Ardon VAN DEN OUTENAAR (M45)
- 257 Wim de WIT (M55)
- 253 Jacob VAN DEN BOSCH (M60)

Heats



Final

Mixed Team

- 222 Peter CARTER (M65)
- 228 Peter GREWAL (M60)
- 239 Mick O'DEA (M70)
- 243 David WOOD (M65)

Heats



Final

Australia

- 202 Timothy DAVIDS (M35)
- 208 Daniel YEOW (M30)
- 248 Sean MCCONNELL (M30)
- 204 Herbie LABICHE (M50)

Heats



Final





Masters International Short Track Games

Sheffield

6th & 7th April 2017



Heats 3000 m Relay Team Relay Men

Race 105, Group 1 (1 of 3)

<i>Fin</i>	<i>Nr</i>	<i>Name</i>	<i>Abr</i>	<i>Nat</i>	<i>Time</i>	<i>Pnts</i>	<i>>></i>
1	1	Aldwych 1			4:56.028		Q
		207		Simon WALLACE (M35)			
		217		Peter ARMSTRONG (M35)			
		240		Matt ROWE (M35)			
		220		Peter CARR (M40)			
2	6	Birmingham			5:02.528		
		237		Robert MITCHELL (M40)			
		229		Adam HILL SNR. (M45)			
		230		Steve HUMBER (M45)			
		246		Guy BUSHELL (M45)			
3	7	Forth Valley			5:25.922		
		223		Ian CAVIN (M40)			
		233		Stewart LOGAN (M40)			
		226		Alan DOBBIE (M45)			
		232		Brian LOGAN (M45)			

Race 106, Group 1 (2 of 3)

<i>Fin</i>	<i>Nr</i>	<i>Name</i>	<i>Abr</i>	<i>Nat</i>	<i>Time</i>	<i>Pnts</i>	<i>>></i>
1	12	Australia			4:52.328		Q
		202		Timothy DAVIDS (M35)			
		208		Daniel YEOW (M30)			
		248		Sean MCCONNELL (M30)			
		204		Herbie LABICHE (M50)			
2	2	Sheffield			4:54.670		q
		244		Frazer WRIGHT (M35)			
		227		Greg ELLIOTT (M40)			
		242		Nigel WINSTANLEY (M55)			
		245		Keith WRIGHT (M55)			
3	5	Canada			5:03.892		
		210		Rob BINNS (M40)			
		216		Yan TRAVERSY (M40)			
		209		Martin BEAUDRY (M45)			
		213		Yves GARNEAU (M70)			
4	8	Aldwych 2			5:36.628		
		221		Anton CARTER (M40)			
		234		Michael MAYNARD (M45)			
		225		Paul CONNAGHTON (M50)			
		231		Gary LEIGHS (M55)			



Masters International Short Track Games

Sheffield

6th & 7th April 2017



Heats 3000 m Relay Team Relay Men (...)

Race 107, Group 1 (3 of 3)

<i>Fin</i>	<i>Nr</i>	<i>Name</i>	<i>Abr</i>	<i>Nat</i>	<i>Time</i>	<i>Pnts</i>	<i>>></i>
1	4	Nottingham			5:11.148		Q
		218		Phil BROJAKA (M30)			
		219		Adam BROWN (M35)			
		238		Chris MURRAY (M40)			
		224		Simon CHEETHAM (M50)			
2	3	Italy			5:15.600		
		249		Fabio CASSINELLI (M30)			
		251		Enricoo PERETTI (M50)			
		206		Harry SPRAGG (M60)			
		250		Flavio RIGON (M60)			
3	10	Netherlands			5:34.020		
		255		Ard NEVEN (M45)			
		256		Ardon VAN DEN OUTENAAR (M45)			
		257		Wim de WIT (M55)			
		253		Jacob VAN DEN BOSCH (M60)			
4	11	Mixed Team 2			6:04.650		
		222		Peter CARTER (M65)			
		228		Peter GREWAL (M60)			
		239		Mick O'DEA (M70)			
		243		David WOOD (M65)			

Final 3000 m Relay Team Relay Men

Race 160, Group 1 (1 of 1)

<i>Fin</i>	<i>Nr</i>	<i>Name</i>	<i>Abr</i>	<i>Nat</i>	<i>Time</i>	<i>Pnts</i>	<i>>></i>
1	1	Aldwych 1			4:44.662		
		207		Simon WALLACE (M35)			
		217		Peter ARMSTRONG (M35)			
		240		Matt ROWE (M35)			
		220		Peter CARR (M40)			
2	12	Australia			4:48.778		
		202		Timothy DAVIDS (M35)			
		208		Daniel YEOW (M30)			
		248		Sean MCCONNELL (M30)			
		204		Herbie LABICHE (M50)			
3	2	Sheffield			4:57.702		
		244		Frazer WRIGHT (M35)			
		227		Greg ELLIOTT (M40)			
		242		Nigel WINSTANLEY (M55)			
		245		Keith WRIGHT (M55)			
4	4	Nottingham			5:00.222		
		218		Phil BROJAKA (M30)			
		219		Adam BROWN (M35)			
		238		Chris MURRAY (M40)			
		224		Simon CHEETHAM (M50)			



Masters International Short Track Games

Sheffield

6th & 7th April 2017



Distance Classification 3000 m Relay Team Relay Men

	#	Name	Team	ISU	Fin	Time
Final Group 1						
	1	1	Aldwych 1		1	4:44.662
	2	12	Australia		2	4:48.778
	3	2	Sheffield		3	4:54.670
	4	4	Nottingham		4	5:00.222
Heats Group 1						
	5	6	Birmingham		2	5:02.528
	6	3	Italy		2	5:15.600
	7	5	Canada		3	5:03.892
	8	7	Forth Valley		3	5:25.922
	9	10	Netherlands		3	5:34.020
	10	8	Aldwych 2		4	5:36.628
	11	11	Mixed Team		4	6:04.650



Masters International Short Track Games
Sheffield
6th & 7th April 2017



Team Relays Final Classifications

Ladies

- 1 MIXED EUROPE
- 2 CANADA
- 3 GREAT BRITAIN

Men

- 1 ALDWYCH 1
- 2 AUSTRALIA
- 3 SHEFFIELD
- 4 NOTTINGHAM
- 5 BIRMINGHAM
- 6 ITALY
- 7 CANADA
- 8 FORTH VALLEY
- 9 NETHERLANDS
- 10 ALDWYCH 2

Men 60+

- 1 MIXED TEAM